


embraco  
*Nidec*

# COMPRESSORS EUROPE



Maximum energy optimization  
from production to product.

- R134a
- R290
- R404A/R507/R452A
- R600a



**embraco**  
**Nidec**

01

ABOUT EMBRACO

02

OUR PRODUCTS

03

APPLICATION  
GUIDE

04

NOMENCLATURE

05

TECHNICAL  
INFORMATION

06

GENERAL DATA  
& PERFORMANCE

07

EXTERNAL VIEWS &  
WIRING DIAGRAMS

**EMBRACO is a global refrigeration compressors and condensing units manufacturer. Since 1971 it provides innovative solutions for household and light commercial refrigeration attending customers' most challenging demands.**

With a production capacity of 60 million units of motors and compressors per year, Embraco directly employs approximately 14 thousand people, has 11 business units (among factories, sales offices and a global business shared services) located in Brazil, China, Italy, Mexico, Slovakia, USA and Russia, and is commercially present in more than 80 countries.

Since July, 2019, we are part of **Nidec Corporation**, the world's leading comprehensive motor manufacturer ([www.nidec.com](http://www.nidec.com))



#### INNOVATION

With an innovative DNA, Embraco has close to 500 professionals dedicated exclusively to this area, with 120 partners from leading engineering universities around the world, as well as over 50 research laboratories on four continents. The company invests 3% to 4% of its net revenue in R&D annually and is among the private companies with the highest number of patents in force in Brazil and the United States, reaching the 1,200 patents granted globally.



#### EFFICIENCY

For more than 20 years, we have used natural refrigerants in our portfolio for commercial and household as an alternative to reduce the negative effects on the ozone layer, greenhouse effects and to improve the equipment's energy efficiency.



11 Manufacturing plants



Presence in more than 80 countries with solutions and services



Over 50 research laboratories on four continents



500 people engaged in R&D activities, approximately 100 within University partners



1,200 patents granted worldwide (over 3,000 in total)



Yearly production capacity: 60 million units of motors and compressors/year



## EMBRACO DIGITAL TOOLS: discover everything our digital solutions can do for you.



### embraco toolboxapp

#### EMBRACO TOOLBOX APP

Available in all countries and in more than 10 languages, the Embraco Toolbox App has 7 functionalities which help refrigeration professionals on their daily routine. Download the App now for Android or iOS systems.



#### Find inside:

- CROSS-REFERENCE
- PRODUCT CATALOGUE
- DISTRIBUTOR LOCATOR
- UNIT CONVERTER
- REFRIGERANT SLIDER
- REFRIGERATION CLUB
- TROUBLESHOOTING



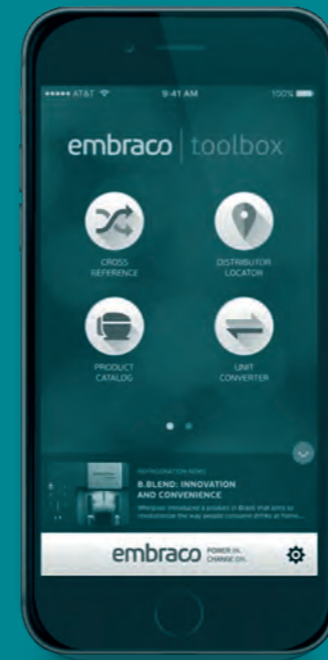
#### REFRIGERATION CLUB

Exclusive content for refrigeration professionals in a global channel. Keep updated and join us at: [www.refrigerationclub.com](http://www.refrigerationclub.com)



#### PRODUCT SELECTOR SOFTWARE


Choose the best solution for your cooling system at Embraco's official portfolio platform. Access: [products.embraco.com](http://products.embraco.com)





# OUR PRODUCTS





## SINGLE SPEED COMPRESSORS


EM		FEATURES	APPLICATIONS
		<ul style="list-style-type: none"> <li>• High efficiency</li> <li>• Robustness</li> <li>• Wide application range</li> <li>• Small size</li> <li>• Low noise</li> <li>• Best in class up to 11 cm<sup>3</sup></li> </ul>	Refrigerators and freezers Water cooler; Beer dispenser; Reach-in; Chest freezer Vending machine; Wine coolers; Small dispenser; Food exhibitor Beverage cooler; Ice maker
CAPACITY W	MAX EFFICIENCY W/W	DISPLACEMENT cm <sup>3</sup>	REFRIGERANTS
LBP: 75 - 390 HBP: 250 - 800	LBP: 1.8 HBP: 2.62	1.17 - 11.14	R134a/R513A; R404A; R290; R600a;

NE		FEATURES	APPLICATIONS
		<ul style="list-style-type: none"> <li>• High efficiency</li> <li>• Robustness</li> <li>• Wide application range</li> <li>• Low noise</li> </ul>	Beverage cooler; Ice maker Beer dispenser; Reach-in; Chest freezer Upright cabinets; Professional kitchen Slushy machine; Show cases Refrigerators and freezers;
CAPACITY W	MAX EFFICIENCY W/W	DISPLACEMENT cm <sup>3</sup>	REFRIGERANTS
LBP: 187 - 950 HBP: 516 - 2292	LBP: 1.56 HBP: 2.79	4.40 - 16.80	R134a/R513A; R404A/R507/R452A/R449A/R448A; R290


F		FEATURES	APPLICATIONS
		<ul style="list-style-type: none"> <li>• High efficiency</li> <li>• Robustness</li> <li>• Wide application range</li> <li>• Small size</li> </ul>	Water cooler; Beverage coolers; Ice maker Beer dispenser; Reach-in; Chest freezer Professional Kitchen; Vending machine Wine coolers; Heat pumps Food exhibitor; Refrigerated island; Show cases
CAPACITY W	MAX EFFICIENCY W/W	DISPLACEMENT cm <sup>3</sup>	REFRIGERANTS
LBP: 115 - 490 HBP: 670 - 1575	LBP: 1.58 HBP: 2.92	6 - 12.92	R134a/R513A; R290


NT		FEATURES	APPLICATIONS
		<ul style="list-style-type: none"> <li>• High efficiency</li> <li>• Robustness</li> <li>• Wide application range</li> <li>• Low noise</li> <li>• Best in class up to 27.80 cm<sup>3</sup></li> <li>• Designed for Medical &amp; Scientific ULT</li> </ul>	Beverage coolers; Ice maker Beer dispenser; Reach-in; Chest freezers Upright cabinets Ultra low temperature refrigerators; Professional kitchen Slushy machine
CAPACITY W	MAX EFFICIENCY W/W	DISPLACEMENT cm <sup>3</sup>	REFRIGERANTS
LBP: 576 - 1670 HBP: 1607 - 3885	LBP: 1.47 HBP: 2.81	12.60 - 27.80	R134a/R513A; R404A/R507/R452A/R449A/R448A; R290


NTU		FEATURES	APPLICATIONS
		<ul style="list-style-type: none"> <li>• High efficiency</li> <li>• High robustness level for severe application</li> <li>• Continuous liquid return acceptance</li> <li>• Wide application range</li> <li>• Smallest size in this cooling capacity</li> </ul>	Beverage coolers; Ice maker Beer dispenser; Reach-in Upright cabinets Ultra low temperature refrigerators Professional kitchen Chest freezers
CAPACITY W	MAX EFFICIENCY W/W	DISPLACEMENT cm <sup>3</sup>	REFRIGERANTS
HBP: 2424 - 5333	HBP: 3.09	20.40 - 27.80	R134a/R513A; R404A/ R507/R452A/R449A/R448A


NJ		FEATURES	APPLICATIONS
		<ul style="list-style-type: none"> <li>• High efficiency</li> <li>• Robustness</li> <li>• Wide application range</li> <li>• Low noise</li> <li>• Up to 2 hp</li> </ul>	Beverage cooler; Ice maker Reach-in; Chest freezer Ultra low temperature Upright cabinet (air curtain) Cold rooms
CAPACITY W	MAX EFFICIENCY W/W	DISPLACEMENT cm <sup>3</sup>	REFRIGERANTS
LBP: 568 - 2164 HBP: 2547 - 5914	LBP: 1.50 HBP: 2.92	21.60 - 37.9	R134a/R513A; R404A/ R507/R452A/R449A/R448A

## VARIABLE CAPACITY COMPRESSOR

VES		FEATURES	APPLICATIONS
		<ul style="list-style-type: none"> <li>• High efficiency</li> <li>• Small size</li> <li>• Very low noise</li> <li>• Better temperature control</li> <li>• Wide voltage range</li> <li>• Speed range: 1300-4500 rpm</li> </ul>	Refrigerators and Freezers Wine cooler; Heat pumps Beverage coolers; Reach-in Chest freezer; Medical coolers
CAPACITY W	MAX EFFICIENCY W/W	DISPLACEMENT cm <sup>3</sup>	REFRIGERANTS
LBP: 50-270 MBP: 38-270	LBP: 2.26 MBP: 3.25	3 - 11	R600a

VEM		FEATURES	APPLICATIONS
		<ul style="list-style-type: none"> <li>• High efficiency</li> <li>• Robustness</li> <li>• Wide application range</li> <li>• Low noise</li> <li>• Better temperature control</li> <li>• Wide voltage range</li> </ul>	Refrigerators and Freezers Wine cooler; Heat pumps Beverage coolers; Reach-in Chest freezer; Medical coolers
CAPACITY W	MAX EFFICIENCY W/W	DISPLACEMENT cm <sup>3</sup>	REFRIGERANTS
LBP: 41 - 250 HBP: 345 - 820	LBP: 1.96 HBP: 3.50	3 - 11	R134a; R290; R600a

FMF		FEATURES	APPLICATIONS
		<ul style="list-style-type: none"> <li>• High efficiency</li> <li>• Robustness</li> <li>• Wide application range</li> <li>• Low noise</li> <li>• Better temperature control</li> <li>• Dual voltage and frequency on the same sku</li> </ul>	Frozen Islands ; Beverage cooler Ice Maker Chest Freezer Reach-in Vertical Ice-cream cabinets; Medical cooler
CAPACITY W	MAX EFFICIENCY W/W	DISPLACEMENT cm <sup>3</sup>	REFRIGERANTS
L/MBP: 140 - 998	L/MBP: 1.84	6 - 13	R290

VNE		FEATURES	APPLICATIONS
		<ul style="list-style-type: none"> <li>• Best in class in its range of cooling capacity</li> <li>• Robustness</li> <li>• Wide application range</li> <li>• Low noise</li> <li>• Better temperature control</li> <li>• Dual voltage and frequency on the same sku</li> </ul>	Beverage cooler; Vertical Reach-in Beer dispenser Ice maker Reach-in Big chest freezer Frozen Islands
CAPACITY W	MAX EFFICIENCY W/W	DISPLACEMENT cm <sup>3</sup>	REFRIGERANTS
LBP: 420-1100	LBP: 1.8 HBP: 2.62	7 - 16.8	R134a, R404A, R507, R452A, R290

# APPLICATION GUIDE



### BEVERAGE COOLERS - 50Hz

GROSS VOLUME (l)		100 - 150		150 - 200		200 - 250		250 - 300		300 - 350		350 - 450		450 - 600		600 - 750		750 - 1000		1000 - 1400		1400 - 1700		1700 - 2000		
DOOR TYPE		SOLID	GLASS	SOLID	GLASS	SOLID	GLASS	SOLID	GLASS	SOLID	GLASS	SOLID	GLASS	SOLID	GLASS	SOLID	GLASS	SOLID	GLASS	SOLID	GLASS	SOLID	GLASS	SOLID	GLASS	
<b>R134a</b>	PREMIUM EFFICIENCY	VEMY6HH	VEMY6HH	VEMY6HH	VEMY6HH	VEMY6HH	VEMY6HH	VEMY6HH	VEMY6HH	VEGT8HB	VEGT8HB															
	HIGH EFFICIENCY	EMT37HDP	EMT37HDP	EMT37HDP	EMT45HDR	EMT45HDR	EMT6144Z	EMT6144Z	EMT6160Z	EMT6160Z	EMT6170Z		EMT6170Z	NEU6187Z	NEU6210Z	NEU6212Z	NEU6212Z	NEU6214Z	NEU6214Z	NEU6214Z	NEU6214Z	NT6217Z	NT6217Z	NTU6222Z	NTU6222Z	NJ6226Z
<b>R600a</b>	HIGH EFFICIENCY	EMX32CLC	EMT45CDP	EMZ46CLC	EMZ46CLC	EMX55CLC	EMX55CLC	EMX3118Y	EMX3118Y	EMX3118Y	EMX3118Y		NBY5170Y	NBY5170Y												
<b>R290</b>	PREMIUM EFFICIENCY					EMC3119U	EMC3119U	EMC3119U	EMC3119U	EMC3119U	EMC3121U		EMC3121U	EMC3125U												
	HIGH EFFICIENCY	EMi50UER	EMi50UER	EMX6144U	EMX6144U	EMX6144U	EMX6152U	EMX6152U	EMX6181U	EMX6181U	EMX6210U		EMX6181U	EMX6210U	NEU6212U	NEU6212U	NEU6212U	NEU6212U	NEU6214U	NEU6214U	NEU6214U	NEU6217U				
<b>R404A</b>	HIGH EFFICIENCY																	NEK6213GK	NEK6213GK	NE9213GK	NEK6213GK	NEK6217GK	NEK6217GK	NT6224GK	NT6224GK	

AVERAGE BOTTLE COOLER SPECIFICATION	
Starting Type	LST
Application	MBP
Cooling Type	Fan
Door Type	Solid or Glass
Temperature	0 to 6°C

### UPRIGHT FREEZERS (ICE-CREAM AND FROZEN FOOD) - 50Hz

GROSS VOLUME (l)		<100	100-200	200 - 300	300 - 400	400 - 500	500 - 600	600 -700	700-800	800-1000	1000 <
<b>R290</b>	PREMIUM EFFICIENCY			FMFT406U	FMFT406U	VNEU217U	VNEU217U	VNEU217U			
	HIGH EFFICIENCY	EMT2121U	EMT2125U	NEU2140U	NEU2155U	NEU2168U	NT2180U	NT2210U	NT2210U		
<b>R404A</b>	PREMIUM EFFICIENCY			VNEK206GK	VNEK212GK	VNEK212GK					
	HIGH EFFICIENCY			NEU2140GK	NEU2155GK	NEU2168GK					
	STANDARD EFFICIENCY			NEK2134GK	NEK2150GK	NEK2168GK	NT2180GK	NT2180GK	NT2192GK	NT2212GK	NJ2212GK
<b>R134a</b>	PREMIUM EFFICIENCY	VEGT8HB	VEGT8HB								
	STANDARD EFFICIENCY	NE2121Z	NEU4130Z	NEK2140Z							

AVERAGE ICE CREAM FREEZERS SPECIFICATION	
Starting Type	HST
Application	LBP
Cooling Type	Fan
Door Type	Glass/Solid
Food Temp.	<-20°C

## ICE MAKERS (CUBERS) - 50Hz

ICE/DAY	UP TO 25 Kg	25-40 Kg	40-60 Kg	60-90 Kg	90-120 Kg	120-150 Kg	150-170 Kg	170-210 Kg	210-250 Kg	250-280 Kg	280-320 Kg	320-360 Kg	360-400 Kg	400-450 Kg	450-550 Kg	550 - 700 Kg
<b>R290</b>	EMX6144U	EMX6144U	EMX6210U	NEU6214U	NEU6217U	NEU6220U	NT6222U	NT6224U								
<b>R404A</b>	EMT6152GK	EMT6165GK	NEK6210GK	NEK6210GK	NEK6217GK	NT6220GKV	NT6222GKV	NT6224GK	NT6226GKV	NTU6232GK	NTU6234GKV	NTU6240GKV				
<b>R134a</b>	EMT6160Z	NEU6187Z	NEU6212Z	NEU6214Z	NT6217ZV	NT6220ZV	NTU6222ZV	NTU6224ZV								

## ICE MAKERS (FLAKED) - 50Hz

ICE/DAY	60-90 Kg	90-120 Kg	120-150 Kg	150-170 Kg	170-210 Kg	210-250 Kg	250-280 Kg	280-320 Kg	320-360 Kg	360-400 Kg	400-450 Kg	450-500 Kg
<b>R290</b>	EMX6210U	NEU6214U	NEU6217U	NT6220U	NT6222U	NT6224U						
<b>R404A</b>	NEK6210GK	NEU6215GK	NT6217GKV	NT6220GKV	NT6222GKV	NT6224GK	NT6226GKV	NJ2212GK	NJ2212GK	NJ2212GK		
<b>R134a</b>	NEU6212Z	NEU6214Z	NT6217ZV	NT6220ZV	NTU6222ZV	NTU6224ZV						

### AVERAGE ICE MAKER SPECIFICATION

Starting Torque	HST
Application	MBP
Cooling Type	FAN

## COMMERCIAL KITCHEN APPLICATIONS - 50HZ LBP

(Low temperature refrigerators)

GROSS VOLUME (RANGE OF SIZES)	REACH-IN FREEZER	< 250 l	250 - 325 l	325 - 425 l		425 - 550 l	550 - 650 l	650 - 850 l	850 - 1150 l	1150 - 1500 l	1500 - 1700 l	1700 - 1900 l
	UNDERCOUNTER FREEZER	< 120 l	120 - 175 l	175 - 275 l		275 - 350 l	350 - 450 l	450 - 500 l	500 - 600 l	-	-	-
	WORKTOP FREEZER BLAST CHILLER	-	-	-		-	-	-	10 Kg	15 Kg	20 Kg	25 Kg
<b>R290</b>	PREMIUM EFFICIENCY - FULLMOTION INVERTER (VARIABLE SPEED COMPRESSOR)	VEGT8U	VEGT8U	VEGT8U		VEGT8U	FMFT413U	FMFT413U	FMFT413U	VNEU217U	VNEU217U	
	PREMIUM EFFICIENCY	EMC3121U	EMC3125U	EMC3130U		NEU2140U	NEU2155U	NEU2168U				
		EM2X3121U	EM2X3125U		EMT2130U	EMX3134U						
HIGH EFFICIENCY	EMT2121U	NEMT2125U				NEK2150U	NEK2160U	NT2180U	NT2180U	NT2210U	NT2210U	
<b>R134a</b>	PREMIUM EFFICIENCY - FULLMOTION INVERTER (VARIABLE SPEED COMPRESSOR)	VEGT8HB	VEGT11HB	VEGT11HB								
	HIGH EFFICIENCY	NE2121Z	NE2130Z	NE2134Z		NEK2140Z						
<b>R404A</b>	STANDARD EFFICIENCY	NEK2121GK	NEK2125GK	NEK2125GK		NEK2134GK	NEK2150GK	NEK2168GK	NEK2178GK	NT2180GK	NT2192GK	NT2212GK

## COMMERCIAL KITCHEN APPLICATIONS - 50HZ MBP

(Medium temperature refrigerators)

GROSS VOLUME (RANGE OF SIZES)	REACH-IN REFRIGERATOR	200 - 275 l	275 - 375 l	175 - 500 l		550 - 700 l	700 - 950 l	950 - 1200 l	1200 - 1500 l
	FOOD PREPARATION TABLE REFRIGERATOR	70 cm	115 cm	140 cm		165 cm	190 cm	240 cm	300 cm
	UNDERCOUNTER REFRIGERATOR								
	WORKTOP REFRIGERATOR	100 - 200 l	200 - 350 l	350 - 500 l		~500 l	-	-	-
<b>R290</b>	PREMIUM EFFICIENCY - FULLMOTION INVERTER (VARIABLE SPEED COMPRESSOR)			VEGT8U		VEGT8U	VEGT8U	VEGT8U	
	PREMIUM EFFICIENCY			EMC3119U		EMC3121U	EMC3125U	EMC3130U	
	HIGH EFFICIENCY		EMI50UER	EMX6144U		EMX6165U	EMX6181U	NEU6212U	NEU6214U
<b>R134a</b>	PREMIUM EFFICIENCY - FULLMOTION INVERTER (VARIABLE SPEED COMPRESSOR)	VEMY6HH	VEMY6HH	VEMY6HH		VEGT8HB	VEGT11HB	VEGT11HB	VNEK614Z
	HIGH EFFICIENCY	EMT45HDR	EMT6144Z	EMT6160Z		EMT6170Z	NEU6187Z	NEU6212Z	NEU6214Z
<b>R404A</b>	STANDARD EFFICIENCY	NEK6144GK	NEK6152GK	NEK6165GK		NEK6181GK	NEK6210GK	NEK6213GK	NEK6213GK

AVERAGE PROF. KITCHEN REFRIGERATOR SPECIFICATION		
Evap. Temperature	-30 to -15°C	-15 to -5°C
Application	LBP	MBP
Starting Type	LST	LST
Cooling Type	Fan	Fan
Door Type	Solid	Solid

## COLD ROOM

Cooling - temperature inside room +2°C (meat, milk products, packaged goods).

GROSS VOLUME m <sup>3</sup>	up to 3	3 - 5	5 - 10		10 - 13	13 - 17	17 - 23	23 - 35
DIMENSIONS (example) m	1 x 1,5 x 2	1,25 x 2 x 2	2 x 2 x 2,5		2 x 2,6 x 2,5	2 x 3,4 x 2,5	3 x 3 x 2,5	3,5 x 4 x 2,5
R404A	NEU6210GK	NEU6212GK	NEU6215GK		NT6220GK	NT6224GK	NJ9232GK	NJ9238GK
R134a	NEU6210Z	NEU6212Z	NEU6214Z		NT6220Z	NJ6226Z		

Freezer - temperature inside room -24°C (frozen, packaged goods)

GROSS VOLUME m <sup>3</sup>	up to 3	3 - 5	5 - 8		8 - 12	12 - 15
DIMENSIONS (example) m	1 x 1,5 x 2	1,25 x 2 x 2	2 x 2 x 2,5		2 x 2,6 x 2,5	2 x 3,4 x 2,5
R404A	NT2180GK	NJ2192GK	NJ2212GK		2 x NT180GK	2 x NJ2212GK
R290	NEU2178U	NEU2178U	NT2210U			

## REFRIGERATED ISLAND

GROSS VOLUME (l)		400 - 500	500 - 600		600 - 700	700 - 800	800 - 900	900 - 1000	1000 - 1100	1100 <
R404A	PREMIUM EFFICIENCY	VNEK206GK	VNEK212GK		VNEK212GK	NT6220GK	NT6224GK	NJ9232GK	NJ9238GK	
	HIGH EFFICIENCY	NEU2140GK	NEU2140GK		NEU2168GK	NT2180GK	NJ2192GK	NT2212GK	NT2212GK	NJ2212GK
R290	PREMIUM EFFICIENCY	NEU6210Z	NEU6212Z		FMFT413U	FMFT413U	FMFT413U	FMFT413U	VNEU217U	VNEU217U
	HIGH EFFICIENCY	NEU2140U	NEU2140U		NEU2168U	NEU2178U	NT2210U	NT2210U		

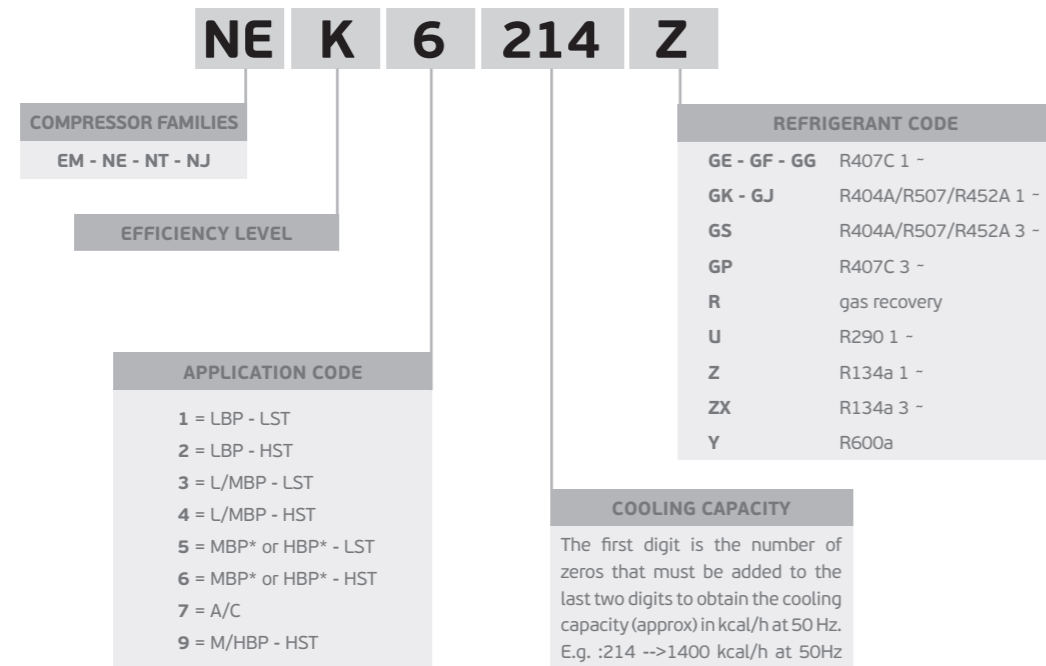
## HORIZONTAL FREEZER (SOLID DOOR + GLASS DOOR)

GROSS VOLUME (l)		up to 150		150 - 200		200 - 250		250 - 300		300 - 350			350 - 400		400 - 450		450 - 500		500 - 550		550 - 600		600...	
DOOR TYPE		SOLID	GLASS	SOLID	GLASS	SOLID	GLASS	SOLID	GLASS	SOLID	GLASS		SOLID	GLASS	SOLID	GLASS	SOLID	GLASS	SOLID	GLASS	SOLID	GLASS	SOLID	GLASS
<b>R134a</b>	STANDARD EFFICIENCY	EMT36HLP	EMT36HLP	EMT36HLP	EMT49HLP	EMT49HLP	EMT60HLP	EMT60HLP	NEK2118Z	NEK2118Z	NE2121Z		NE2121Z	NE2130Z	NE2130Z	NE2130Z	NE2130Z	NE2134Z	NE2134Z	NE2134Z	NEK2140Z	NEK2140Z		
	STANDARD EFFICIENCY				EMT2117GK	EMT2117GK	EMT2125GK	EMT2125GK	EMT2125GK	EMT2130GK	EMT2130GK		EMT2130GK	EMT2130GK	EMT2130GK	EMT2130GK	EMT2130GK	NEU2140GK	NEU2140GK	NEU2140GK	NEU2140GK	NEU2140GK	NEU2155GK	NEU2155GK
<b>R290</b>	PREMIUM EFFICIENCY					EMC3119U	EMC3119U	EMC3119U	EMC3121U	EMC3121U	EMC3121U		EMC3121U	EMC3121U	EMC3125U	EMC3130U	EMC3130U	EMC3130U	EMC3134U	NEU1140U	NEU1140U	NEU1140U	NEU1140U	NEU2155U
	HIGH EFFICIENCY					EMT2117U	EMT2117U	EMT2121U	EMT2121U	EMT2121U	EMT2125U		EMT2125U	EMT2125U	EMT2125U	EMT2130U	EMT2130U	EMX3134U	NEK2134U	NEK2134U	NEK2134U	NEK2134U	NEK2150U	NEK2168U
<b>R600</b>	PREMIUM EFFICIENCY	EMC32CLT	EMD32CLT	EMC46CLT	EMC55CLT	EMC55CLT	EMC66CLT	EMC66CLT	EMC70CLT	EMC70CLT	EMC80CLT		EMC80CLT	EGX100CLC	EGX100CLC									
	HIGH EFFICIENCY	EMX32CLC	EMX32CLC	EMX55CLC	EMX55CLC	EMX66CLC	EMX66CLC	EMX66CLC	EMX70CLC	EMX70CLC	EMX3118Y		EMX3118Y	NBY1118Y										

# NOMENCLATURE

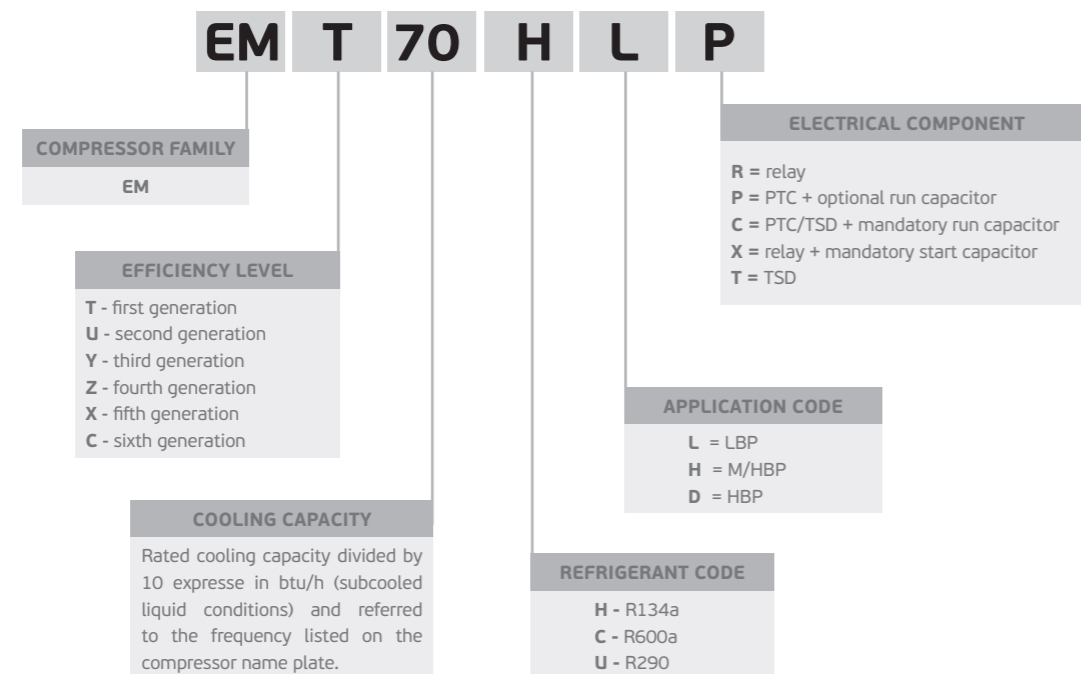


## EM / NE / NT / NJ

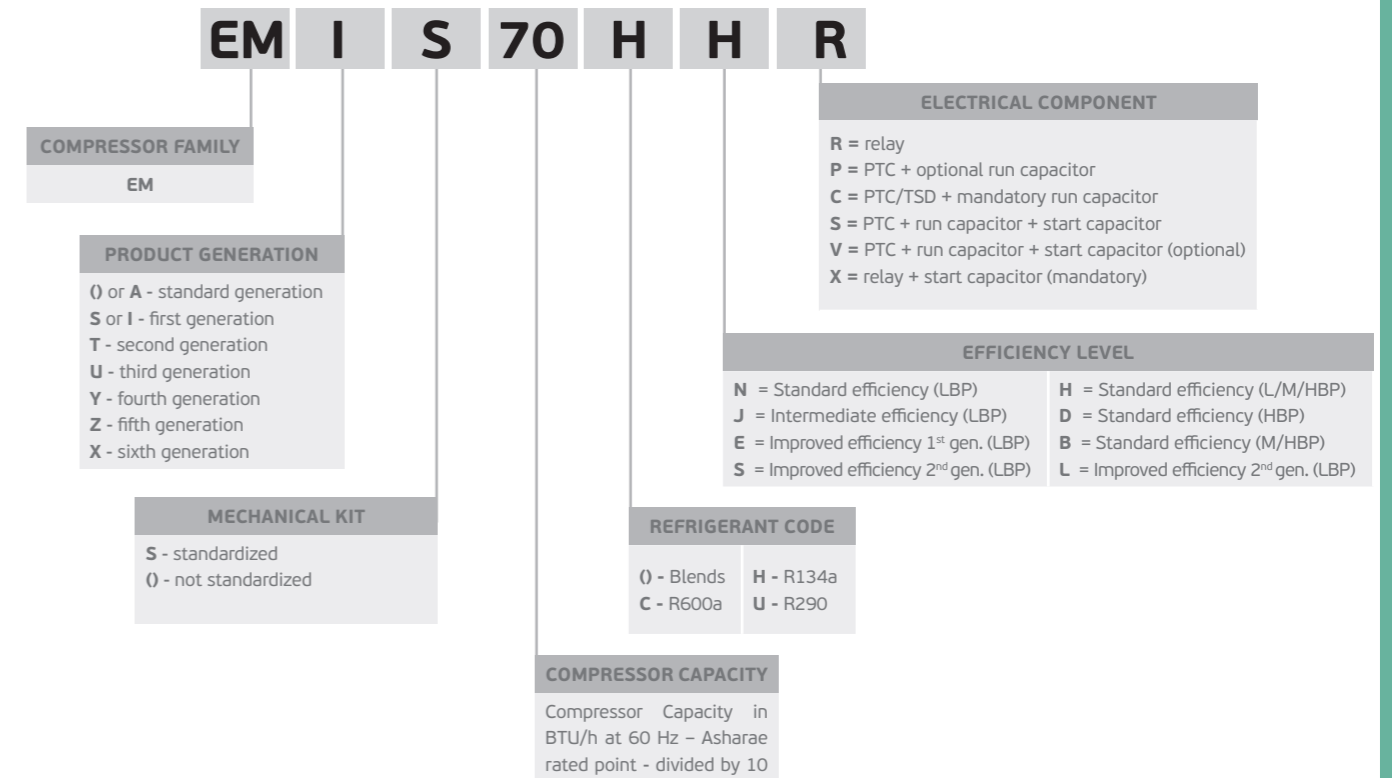


The V letter at the end of the compressor name stands for IPR valve.  
\*According to the refrigerant used

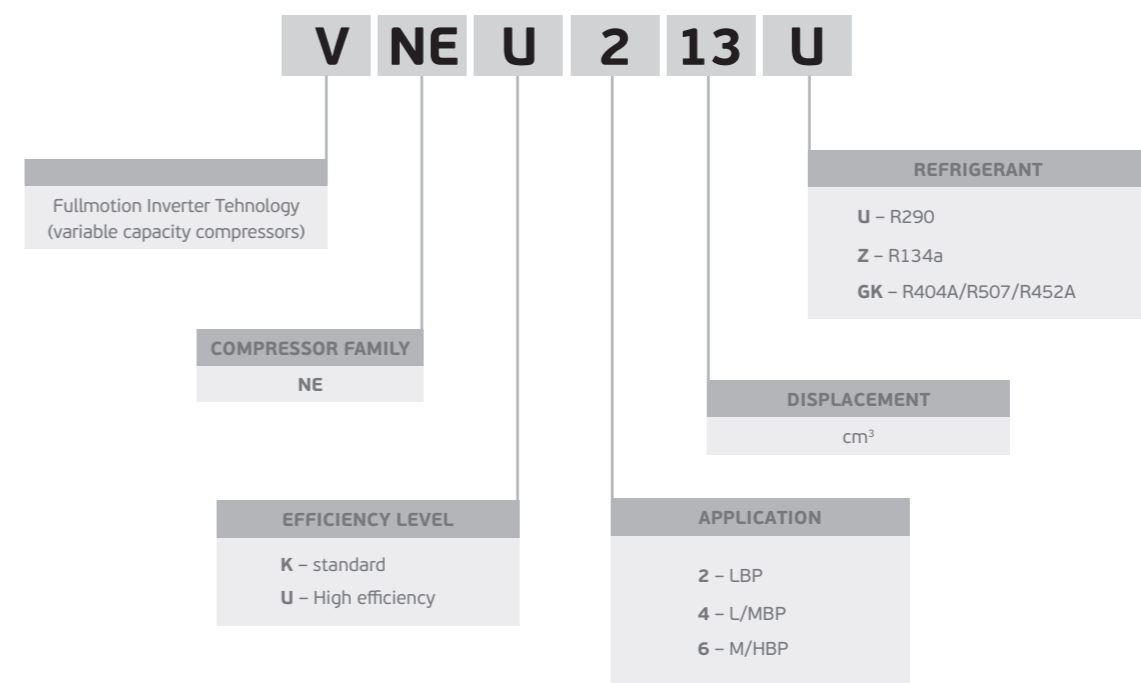
## EM EUROPE BASE



## EM / EG BRAZIL BASE

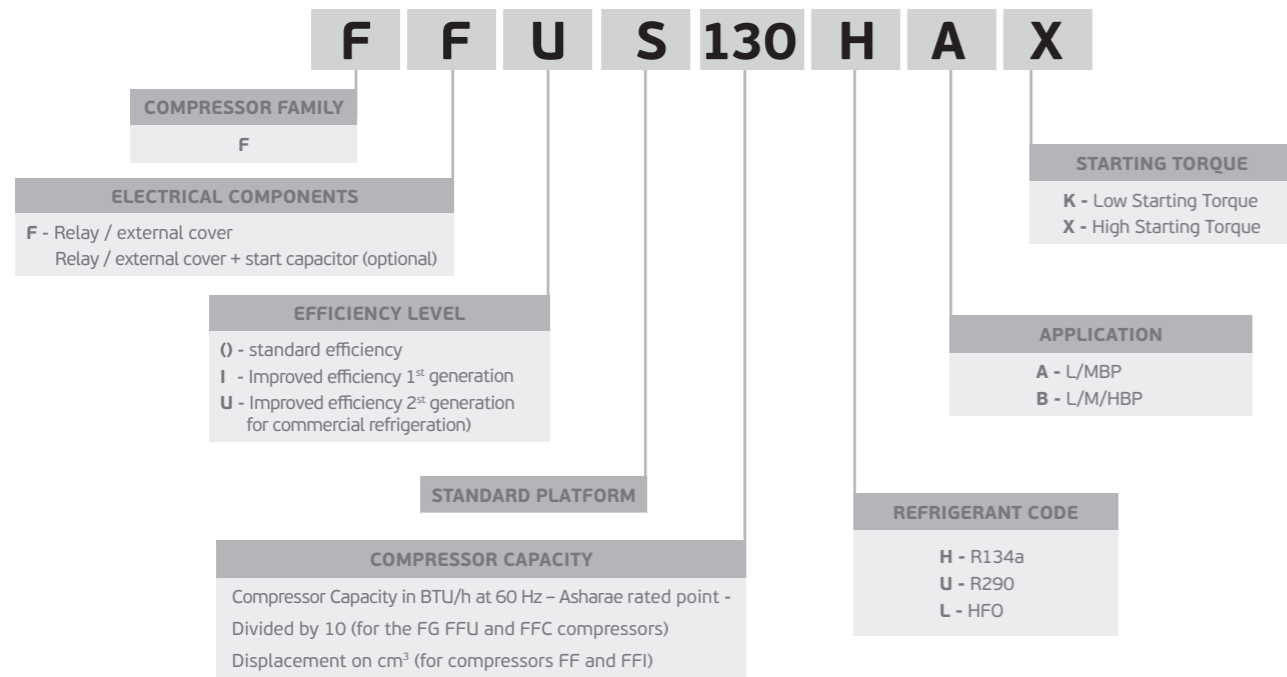


## VNE / FMF

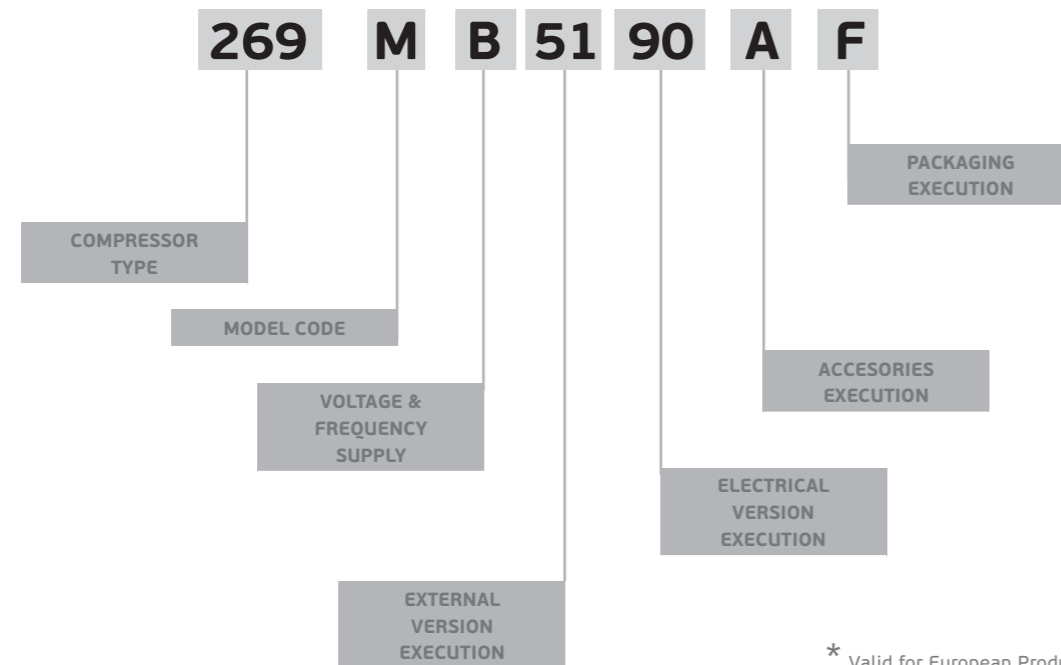


NOMENCLATURE

**F**



COMPRESSOR BILL OF MATERIAL CODE \*



\* Valid for European Products



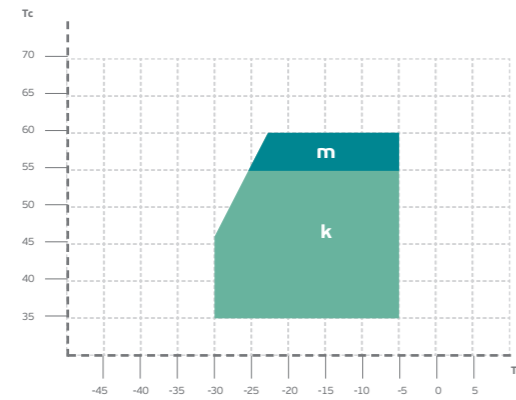
TECHNICAL  
INFORMATION



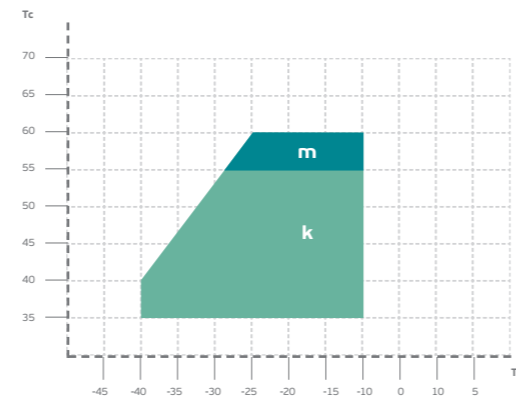
## OPERATING ENVELOPE

EMC, EMX, NE, NT, NJ, VNE

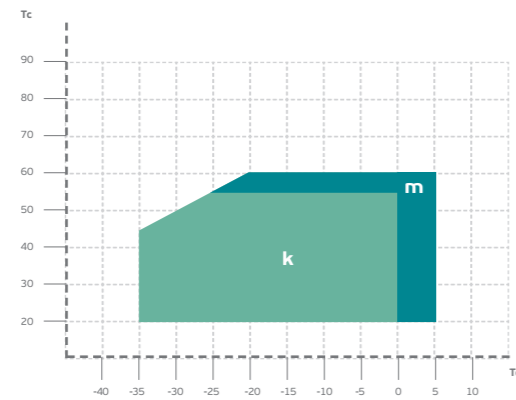
**LBP**  
R134a - R600a



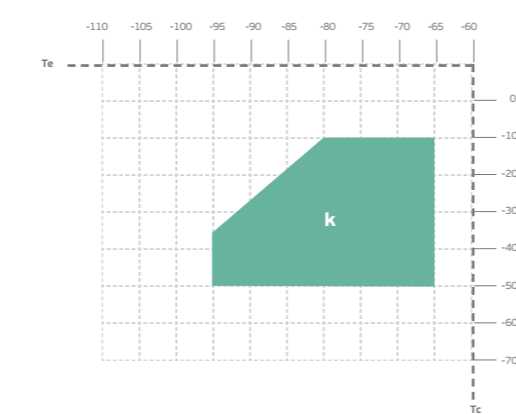
**LBP**  
R404A/R507/R452A - R290



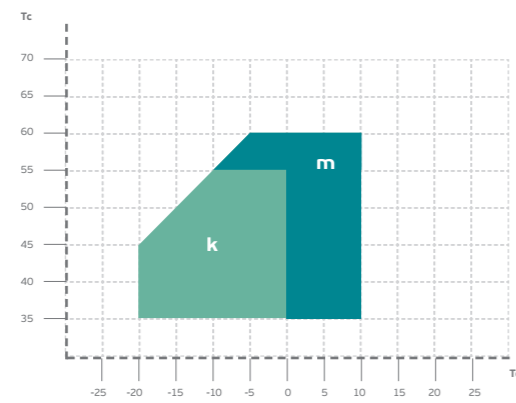
**L/MBP**  
R290/R134a/R600a



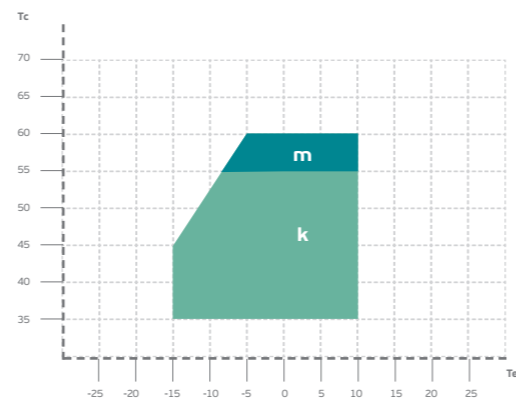
**ULBP**  
R508B/R170 - second stage of cascade



**MBP**  
R404A/R507/R452A - R290



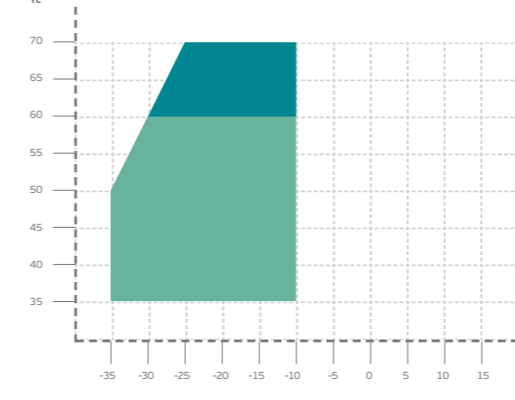
**HBP**  
R134a - R600a



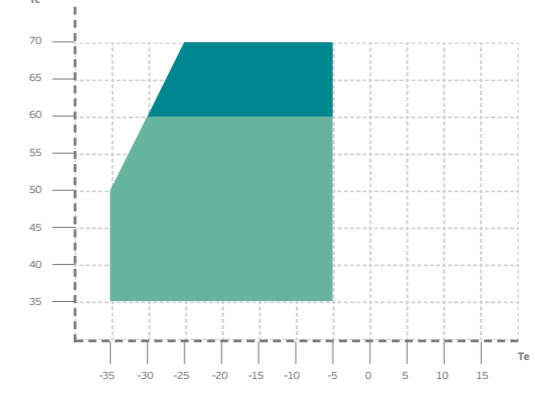
EM, EG, F, VEM, FMF, VES

Ambient temperature: 42,7 °C - Return temperature: 32,2 °C

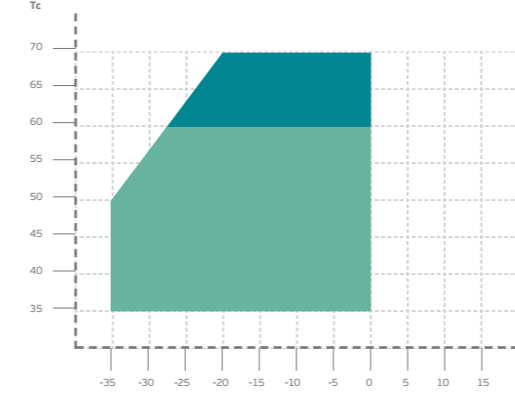
**LBP**  
R290 - R134a - R600a



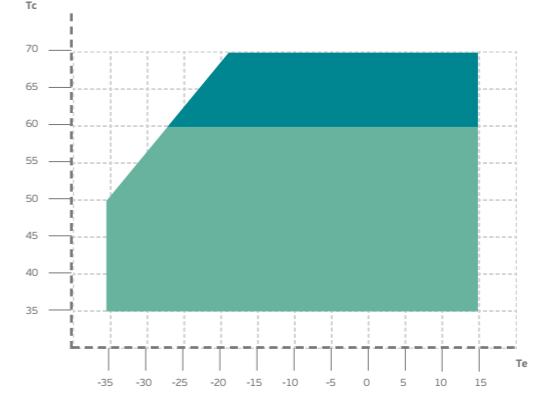
**L-MBP (STANDARD)**  
R290 - R134a



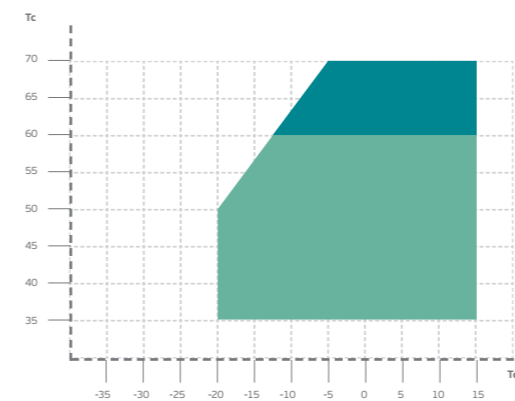
**L-MBP EXTENDED RANGE FFUS, EM2, EM3**  
R290 - R134a - R600a



**L-M-HBP**  
R134a



**M-HBP**  
R134a



■ Operation Condition  
■ Transient Condition

**Tc** Condensing Temperature °C  
**k** Ambient 32°C and return gas 20°C  
**Te** Evaporating Temperature °C  
**m** Ambient 32°C and return gas 20°C (for transitory period)

**NOTE:** usage of compressors outside the intended working range causes the lapse of the warranty, or should be consulted with Technical support.

## ALTERNATIVE REFRIGERANTS

### R452A, R449A, R448A, R513A AND R450A CHARACTERISTICS

ACCORDING TO EN378	R452A	R449A	R448A	R513A	R450A
Chemical Name	Mixture R32/R125/R1234yf	Mixture R32/R125/R1234yf/R134a	Mixture R32/R125/R1234yf/R134a/R1234ze(E)	Mixture R134a/R1234yf	Mixture R134a/R1234ze(E)
Molecular Formula	weight % (11/59/30)	weight % (24.3/24.7/25.3/25.7)	weight % (26/26/20/21/7)	weight % (44/56)	weight % (42/58)
Safety Class	A1	A1	A1	A1	A1
PED fluid group	2	2	2	2	2
Practical Limit [kg/m <sup>3</sup> ]	0.423	0.357	0.388	0.319	0.319
ATEL/ODL [kg/m <sup>3</sup> ]	0.423	0.357	0.388	0.319	0.345
LFL [kg/m <sup>3</sup> ]	NF (*)	NF (*)	NF (*)	NF (*)	NF (*)
Vapour density 25°C, 101.3 kPa [kg/m <sup>3</sup> ]	4.30	3.62	3.58	4.256	4.54
Molecular Mass [g/mol]	103.51	87.21	86.28	108.4	108.67
Normal Boiling Point [°C]	-47 to -43.2	-46 to -39.9	-45.9 to -39.8	-29.05	-23.4 to -22.8
ODP	0	0	0	0	0
GWP [100 yr ITH]	2140	1397	1387	631.4	604.7
Autoignition temperature [°C]	ND	ND	ND	ND	ND
Critical Temperature [°C]	74.9	81.5	83.7	96.5	104.4
Critical Pressure [kPa abs]	4001.7	4447	4660	3766	3820
Temperature glide at 1 bar abs pressure [K]	3.8	6.1	6.3	0.1	0.8

(\*) NF means non-flammable.

**Note:** HFC refrigerants (R452A, R449A, R448A, R513A and R450A) are classified in Safety Class A1 - lower toxicity, no flame propagation, (according to ISO817).

### R404A

**R452A** is presenting the same or lower thermal profile when compared with R404A. Therefore, Embraco approves R452A as an alternative refrigerant for all Embraco R404A compressor series and authorizes its use, both in LBP and MBP applications, maintaining the same operating envelope of R404A refrigerant and other Embraco application guidelines as for example the system charge limitations defined for each Embraco compressor family.

**R448A** and **R449A** tests show relatively higher temperature levels than R404A. Usage of those refrigerants may require system changes, such as system condensing temperature reduction (larger condenser, improved ventilation) or return gas temperature reduction in order to achieve a similar thermal profile as with R404A refrigerant. To maintain Embraco warranty, final application needs to be validated by Embraco Technical Support Team case by case. Usage in systems operating under high compression ratio conditions in particular should be avoided.

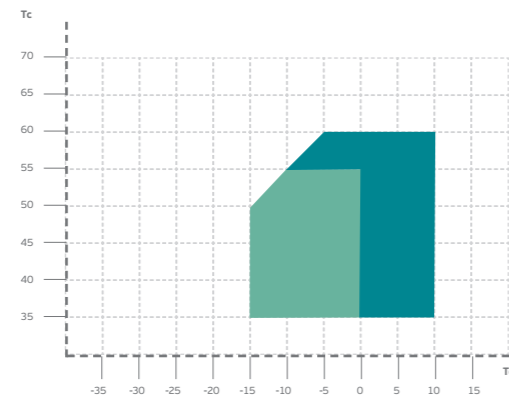
### R134a

Embraco approves **R513A** as well as **R450A** as alternative refrigerants for Embraco R134a compressors and authorizes their usage, both in LBP and HBP applications, maintaining the same operating envelope of R134a refrigerant and other Embraco application guidelines, such as the system charge limitations defined for each Embraco compressor family.

Refrigerant R513A, according to the calorimetric evaluation, is showing no impact on cooling capacity, while refrigerant R450A is showing drop of cooling capacity about 12% in average when tested at calorimeter. Actual impact on performances has to be verified on specific application. Embraco R134a compressors, using R450A and R513A, are maintain the same electrical components and are show the same reliability as with R134a refrigerant.

## RESTRICTED OPERATING ENVELOPE

### MBP R449A/R448A (max return 20 deg C)



■ Operation Condition  
■ Transient Condition  
**T<sub>c</sub>** Condensing Temperature °C  
**T<sub>e</sub>** Evaporating Temperature °C

**NOTE:** usage of compressors outside the intended working range causes the lapse of the warranty, or should be consulted with Technical support.

For more information consult R449A/R448A ECN.

Customer always have the possibility of converting the system for use of **R134a** in place of **R404A** for this transition period, just by changing compressor model and relative system design adjustment.

## EMBRACO COMPRESSORS INSTALLATION INSTRUCTIONS

The Installation Instructions apply to the Embraco on-off compressors produced in Europe (the country of origin is indicated on the compressor label).

They are addressed to professional users, refrigeration system manufacturers/installers and maintenance technicians and they are intended to provide instructions/recommendations on the proper use of Embraco compressors regarding reliability, performance and safety aspects. It's available on:

[products.embraco.com](http://products.embraco.com)



## APPLICATIONS

<b>ULBP</b>	<b>ULTRA LOW BACK PRESSURE</b>	<b>APPLICATIONS:</b>
	Evaporating temperature between -95 °C and -65 °C	medical appliances.
<b>LBP</b>	<b>LOW BACK PRESSURE</b>	<b>APPLICATIONS:</b>
	Evaporating temperature lower than -20 °C	refrigerators, frozen food cabinets, frozen food display case, display windows, etc.
<b>L/MBP</b>	<b>LOW/MEDIUM BACK PRESSURE</b>	<b>APPLICATIONS:</b>
	Evaporating temperature between -35 °C and 0 °C	professional kitchen coolers, icecream freezers, bottle coolers, chest freezers, etc.
<b>MBP</b>	<b>MEDIUM BACK PRESSURE</b>	<b>APPLICATIONS:</b>
	Evaporating temperature between -20 °C and 0 °C	fresh food cabinets, drink coolers, ice makers, etc.
<b>M/HBP</b>	<b>MEDIUM/HIGH BACK PRESSURE</b>	<b>APPLICATIONS:</b>
	Evaporating temperature between -20 °C and +10 °C	coolers, merchandisers, etc.
<b>HBP</b>	<b>HIGH BACK PRESSURE</b>	<b>APPLICATIONS:</b>
	Evaporating temperature between -15 °C and +10 °C	fresh food cabinets, bottle coolers, dehumidifiers, etc.

## EXPANSION DEVICE

<b>C</b>	Capillary Tube.
<b>V</b>	Expansion Valve.

## TEST CONDITIONS

TEST CONDITIONS	APPLICATION	EVAPORATING TEMPERATURE °C	CONDENSING TEMPERATURE °C	RETURN GAS TEMPERATURE °C	SUB-COOLING	AMBIENT TEMPERATURE °C
EN 12900	LBP	-35	40	20 (*)	0	32
	MBP	-10	45			
	HBP	5	50			
ARI 540	LBP	-23,3	48,9	4,4	0	35
	MBP	-6,7	48,9	4,4		
	HBP	7,2	54,4	18,3		
ASHRAE SUBCOOLED	LBP	-23,3	54,4	32,2	22,2K	32,2
	MBP and HBP	7,2	54,4	35	8,3K	35
CECOMAF	LBP	-25	55	32	0	32

(\*) For EMT and NE models return gas temperature is 32°C.

## UNIT CONVERSION TABLE

UNIT CONVERSION	
1 watt	3,41 Btu/h
1 watt	0,86 kcal/h
1 kcal/h	3,97 Btu/h

## COOLING TYPE

<b>STATIC (S)</b>	Compressor doesn't require forced cooling, but its installation is requiring adequate cool by ambient air to avoid overheating.
<b>FAN (F)</b>	Compressor requires forced cooling through the use of a fan.

## OIL TYPE (the number indicates the viscosity)

<b>AB</b>	Alkylbenzene and Alquilb
<b>POE</b>	Ester
<b>MIN</b>	Mineral

## MOTOR TORQUE

<b>LST</b>	LOW STARTING TORQUE Compressor with <b>RSIR-RSCR-PSC electrical motor</b> for systems with capillary tube and with equalized pressures at start up.
<b>HST</b>	HIGH STARTING TORQUE Compressor with <b>CSIR-CSR and 3ph electrical motor</b> for systems with equalized or not equalized pressures at start up.

## ELECTRICAL MOTOR TYPES

<b>RSIR</b>	<b>Resistance Start – Inductive Run</b> This motor type, used into low power compressors, has a low starting torque (LST) and must be applied only to capillary tube systems where the pressures equalize. The motor is characterized by a start winding with high ohmic resistance and must be disconnected when it reaches the stabilized rotational speed. An electromagnetic relay, calibrated for the motor current, disconnects the start winding at the end of the start up. An alternative to the electromagnetic relay is, for some models, a PTC solid state-starting device.
<b>RSCR</b>	<b>Resistance Start – Capacitive Run</b> Similar to RSIR motor version but uses a PTC solid state starting device and a permanently connected run capacitor to improve its efficiency.
<b>CSIR</b>	<b>Capacitive Start – Inductive Run</b> Similar to RSIR motor, with a different start winding in series with a start capacitor of suitable capacitance to get a high starting torque.
<b>CSR</b>	<b>Capacitive Start &amp; Run</b> CSR version with capacitive run and start windings. Same as PSC motor but with a start capacitor in series with the start winding. A potential starting relay, calibrated for each motor, disconnects the start capacitor at the end of the start. The motor is characterized by a high starting torque (HST) and high efficiency.
<b>PSC</b>	<b>Permanent Split Capacitor</b> PSC version with capacitive run winding. This motor is characterized by the run capacitor permanently connected in series with the start winding; both remain connected even after the motor starts. The starting torque is enough to guarantee that the compressor starts only with balanced pressures in capillary tubes systems or with a pressure equalizer.
<b>3Ø</b>	<b>Three Phase</b> Three-phase windings with star connections.
<b>BLDC</b>	<b>Brushless DC motor - motor with permanent magnets</b> Motor-compressor with this type of motor is provided with inverter drive which allows motor-compressor to work in various RPM (rotation per minute). RPM modulation result in cooling capacity adjustment according actual appliance needs which results in energy savings and more precise temperature regulation.

## ELECTRICAL COMPONENTS

TYPE OF MOTOR	STARTING DEVICE					CAPACITORS	
	Overload Protector (*)	Current Relay	Voltage Relay	PTC	TSD	Start	Run
RSIR	√	√	X	√	X	X	X
RSCR	√	X	X	√	√	X	√
CSIR	√	√	X	X	X	√	X
CSR	√	X	√	X	X	√	√
PSC	√	X	X	X	X	X	√
3-Phases	√	X	X	X	X	X	X

(\*) Some models approved with Internal OLP

## VOLTAGE & FREQUENCY

Code	Voltage & Frequency	Voltage Working Range		Minimum Start Voltage	
		50Hz	60Hz	50Hz	60Hz
A	220 - 240V 50Hz 1 ~	198V ÷ 254V		187V	
B	200 - 230V 50Hz / 208 - 230V 60Hz 1 ~	180V ÷ 244V	187V ÷ 244V	170V	177V
C	220V 50Hz 1 ~	200V ÷ 242V		187V	
D	208 - 230V 60Hz 1 ~		187V ÷ 244V		177V
E	115 - 127V 60Hz 1 ~		103V ÷ 134V		98V
F	100V 50Hz / 100 - 127V 60Hz 1 ~	90V ÷ 110V	90V ÷ 134V	85V	85V
G	115V 60Hz 1 ~		103V ÷ 127V		98V
I	220 - 240V 50/60Hz 1 ~	198V ÷ 254V	198V ÷ 254V	187V	187V
J	230V 60Hz 1 ~		207V ÷ 253V		195V
K	200 - 220 V 50Hz / 230 V 60 Hz 1~	180V ÷ 234V	207V ÷ 253V	170V	195V
M	380 - 420V 50Hz / 440 - 480V 60 Hz 3 ~	332V ÷ 445V	396V ÷ 509V	323V	374V
N	200 - 240V 50Hz / 230V/60Hz 1 ~	180V ÷ 254V	207V ÷ 253V	170V	195V
P	380V 60Hz 3 ~		342V ÷ 418V		323V
Q	100V 50/60Hz 1~	90V ÷ 110V	90V ÷ 110V	85V	85V
R	200V 50/60Hz 3 ~	180V ÷ 220V	180V ÷ 220V	170V	170V
S**	400V 50Hz / 440V 60Hz 3 ~	360V ÷ 440V	396V ÷ 484V	340V	374V
V	230V 50Hz 1 ~	207V ÷ 253V		195V	
X	220 - 240V 50/60Hz 1 ~	150V (160V*) ÷ 240V		150V (160V*)	
Z	200 - 230V 60Hz 1 ~		180V ÷ 244V		170V

\* Depending on compressor family, for details contact Technical Support.

\*\* For specific model refer to datasheet or consult with Embraco technical support team.

## COMPRESSOR FIXING & VALVE TYPE

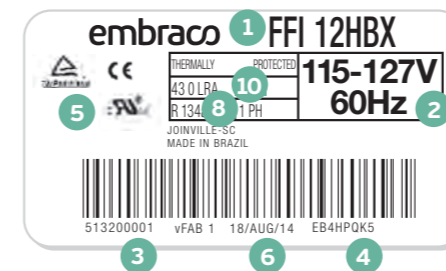
FIXING TYPE	EM / VES	NE / VNE	NT	NJ
A	Grommets & Sleeves	Grommets & Sleeves	Grommets & Sleeves	Grommets & Sleeves
P	Grommets & Snap On	Grommets & Snap On	X	X

VALVE TYPE	EM / VES	NE / VNE	NT	NJ
V	X	X	X	Rotolock Valve Threated Connection
Z	X	X	X	Rotolock Valve Brazed Connection

## IDENTIFICATION LABEL



- 1 Compressor model
- 2 Supply Voltage
- 3 Bill of Materials code
- 4 Serial Number
- 5 Agency Approval Marks
- 6 Date code or Production date
- 7 Oil type and quantity
- 8 Refrigerant type
- 9 Current Consumption (Rated Load Amperage, when applicable)
- 10 Locked Rotor Amperage (when applicable)



- 1 Compressor model
- 2 Supply Voltage
- 3 Bill of Materials code
- 4 Serial Number
- 5 Agency Approval Marks
- 6 Date code or Production date
- 7 Oil type and quantity
- 8 Refrigerant type
- 9 Current Consumption (Rated Load Amperage, when applicable)
- 10 Locked Rotor Amperage (when applicable)

## PACKAGING

EMT / EMY / EMX / EMC / VES					
PACKAGING TYPE	CODE	QUANTITY PER PALLET	ELECTRICAL COMPONENTS		NOTE
			ASSEMBLED	NOT ASSEMBLED	
SINGLE PACK	A	70	√	X	
	J	56	√	X	
MULTIPLE PACK	R	100	X	√	Electrical components and accessories delivered separately
	S	120	X	√	
	G	100	√	X	Accessories delivered separately
	O	74	√	X	
	W	88	√	X	
	V	100	√	X	
	E	120	√	X	

NE / NEK / NEU / VNEK / VNEU					
PACKAGING TYPE	CODE	QUANTITY PER PALLET	ELECTRICAL COMPONENTS		NOTE
			ASSEMBLED	NOT ASSEMBLED	
SINGLE PACK	A	56	√	√	
	F	44	√	√	CSR electrical box included
	J	56	√	X	
MULTIPLE PACK	H	28	√	X	CSR electrical box included
	M	80	X	√	Electrical components and accessories delivered separately
	N	40	X	√	
	O	74	√	X	
	Q	37	√	X	

NT / NTU					
PACKAGING TYPE	CODE	QUANTITY PER PALLET	ELECTRICAL COMPONENTS		NOTE
			ASSEMBLED	NOT ASSEMBLED	
SINGLE PACK	A	44	√	√	
	F	44	√	√	CSR electrical box included
MULTIPLE PACK	C	36	X	√	Electrical components and accessories delivered separately
	Z	24	√	X	

NJ					
PACKAGING TYPE	CODE	QUANTITY PER PALLET	ELECTRICAL COMPONENTS		NOTE
			ASSEMBLED	NOT ASSEMBLED	
SINGLE PACK	A	33	X	√	
	F	33	X	√	CSR electrical box included
MULTIPLE PACK	C	36	X	√	Electrical components and accessories delivered separately
	Y	28	√	X	

F / EG / VEG / VEM / VES					
PACKAGING TYPE	CODE	QUANTITY PER PALLET	ELECTRICAL COMPONENTS		NOTE
			ASSEMBLED	NOT ASSEMBLED	
MULTIPLE PACK	F / EG / VEG	72	√	X	
		80	X	√	
	VEM	100	√	√	
	VES	120	√	√	

# GENERAL DATA & PERFORMANCE



# VARIABLE CAPACITY COMPRESSOR WITH INVERTER (FULLMOTION)

## R134a • L/M/HBP • 50 - 60Hz

MODEL	DISPL. cm <sup>3</sup>	VOLTAGE FREQUENCY	MOTOR TYPE	TORQUE	APPL.	RATED POINT - ASHRAE -23,3 °C / 54,4 °C		RATED POINT - EN12900 5 °C / 50 °C		SPEED RANGE RPM	WEIGHT kg	MAX HEIGHT A mm	LRA A	COOLING TYPE	FAN AIR FLOW m <sup>3</sup> /h	OIL CHARGE cm <sup>3</sup>	OIL TYPE	EXP. DEVICE	DRAWINGS		INVERTER			MODEL	
						CAPACITY RANGE W	EFFICIENCY RANGE W/W	CAPACITY RANGE W	EFFICIENCY RANGE W/W										EXTERNAL VIEW REFERENCE	WIRING DIAGRAM REFERENCE	INPUT VOLTAGE FREQUENCY	MODEL	OUTPUT POWER W		CONTROL MODE
VEMY3H	3,00	230 V 53-150Hz 3 ~	BPM	LST	LBP	41-126	1,48-1,55	-	-	1600-4500	7,5	180	2,1	S		220	POE10	C	DWG23	CON01-02-03-04-05	220-240V 50/60Hz	VCC3	200	Drop-in, Frequency	VEMY3H
VEMY4H	3,97	230 V 53-150Hz 3 ~	BPM	LST	LBP	63-170	1,55-1,66	-	-	1600-4500	7,5	180	2,1	S		220	POE10	C	DWG23	CON01-02-03-04-05	220-240V 50/60Hz	VCC3	200	Drop-in, Frequency	VEMY4H
VEMY5H	4,99	230 V 53-150Hz 3 ~	BPM	LST	LBP	84-206	1,60-1,76	-	-	1600-4500	7,5	180	2,1	S		220	POE10	C	DWG23	CON01-02-03-04-05	220-240V 50/60Hz	VCC3	200	Drop-in, Frequency	VEMY5H
VEMY6HH	5,72	230 V 53-150Hz 3 ~	BPM	LST	L/M/HBP	113-229	1,60-1,68	-	-	1600-4500	7,5	180	2,1	F	520	220	POE10	C	DWG23	CON01-02-03-04-05	220-240V 50/60Hz	VCC3-CO	320	Drop-in, Serial, Frequency	VEMY6HH
VEGT7H	7,15	230 V 53-150Hz 3 ~	BPM	LST	LBP	129-290	1,46-1,62	-	-	1600-4500	10	200	3,3	S		430	POE10	C	DWG09	CON01-02-03-10-11	220-240V 50/60Hz	VCC3	200	Drop-in, Frequency	VEGT7H
VEGT8HB	7,95	230 V 53-150Hz 3 ~	BPM	LST	L/MBP	137-340	1,55-1,76	-	-	1600-4500	10	200	3,3	F	520	430	POE10	C	DWG09	CON01-02-03-10-11	220-240V 50/60Hz	VCC3-CO	320	Drop-in, Frequency	VEGT8HB
VEGT11HB	10,61	230 V 53-150Hz 3 ~	BPM	LST	L/MBP	191-429	1,49-1,66	-	-	1800-4500	10	200	3,3	F	520	430	POE10	C	DWG09	CON01-02-03-10-11	220-240V 50/60Hz	VCC3-CO	320	Drop-in, Frequency	VEGT11HB
VNEK610Z	10,00	220-240V 50/60Hz 1 ~	BPM	HST	HBP	-	-	630-1231	2,55-2,07	2000-4500	11,6	206	-	F	520	500	POE 22	C/V	DWG04	CON07-08-09	220-240V 50/60Hz	HP	800	Drop-in, Serial, Frequency	VNEK610Z
VNEK614Z	14,30	220-240V 50/60Hz 1 ~	BPM	HST	HBP	-	-	905-1637	2,46-1,9	2000-4500	11,6	206	-	F	520	500	POE 22	C/V	DWG04	CON07-08-09	220-240V 50/60Hz	HP	1000	Drop-in, Serial, Frequency	VNEK614Z

## R404A/R507/R452A • LBP - MBP • 50 - 60Hz

MODEL	DISPL. cm <sup>3</sup>	VOLTAGE FREQUENCY	MOTOR TYPE	TORQUE	APPL.	RATED POINT - EN12900 -35 °C / 40 °C		RATED POINT - ASHRAE -23,3 °C / 54,4 °C		RATED POINT - EN12900 -10 °C / 45 °C		SPEED RANGE RPM	WEIGHT kg	MAX HEIGHT A mm	LRA A	COOLING TYPE	FAN AIR FLOW m <sup>3</sup> /h	OIL CHARGE cm <sup>3</sup>	OIL TYPE	EXP. DEVICE	DRAWINGS		INVERTER			MODEL	
						CAPACITY RANGE W	EFFICIENCY RANGE W/W	CAPACITY RANGE W	EFFICIENCY RANGE W/W	CAPACITY RANGE W	EFFICIENCY RANGE W/W										EXTERNAL VIEW REFERENCE	WIRING DIAGRAM REFERENCE	INPUT VOLTAGE FREQUENCY	MODEL	OUTPUT POWER W		CONTROL MODE
VNEK206GK	6,2	220-240V 50/60Hz 1 ~	BPM	HST	LBP	126-262	0,93-0,99	226-468	1,21-1,26			2000-4500	11,6	206	-	F	520	500	POE 22	C/V	DWG04	CON07-08-09	220-240V 50/60Hz	HP	500	Drop-in, Serial, Frequency	VNEK206GK
VNEK606GK	6,2	220-240V 50/60Hz 1 ~	BPM	HST	MBP					380-801	1,55-1,78	2000-4500	11,6	206	-	F	520	500	POE 22	C/V	DWG04	CON07-08-09	220-240V 50/60Hz	HP	800	Drop-in, Serial, Frequency	VNEK606GK
VNEK609GK	8,8	220-240V 50/60Hz 1 ~	BPM	HST	MBP					534-1084	1,64-1,83	2000-4500	11,6	206	-	F	520	500	POE 22	C/V	DWG04	CON07-08-09	220-240V 50/60Hz	HP	1000	Drop-in, Serial, Frequency	VNEK609GK
VNEK212GK	12,1	220-240V 50/60Hz 1 ~	BPM	HST	LBP	245-465	1,01-1,11	442-860	1,26-1,33			2000-4500	11,6	206	-	F	520	500	POE 22	C/V	DWG04	CON07-08-09	220-240V 50/60Hz	CF10	1000	Drop-in, Serial, Frequency	VNEK212GK

## R290 • LBP - MBP • 50 - 60Hz

MODEL	DISPL. cm <sup>3</sup>	VOLTAGE FREQUENCY	MOTOR TYPE	TORQUE	APPL.	RATED POINT - EN12900 -35 °C / 40 °C		RATED POINT - ASHRAE -23,3 °C / 54,4 °C		SPEED RANGE RPM	WEIGHT kg	MAX HEIGHT A mm	LRA A	COOLING TYPE	FAN AIR FLOW m <sup>3</sup> /h	OIL CHARGE cm <sup>3</sup>	OIL TYPE	EXP. DEVICE	DRAWINGS		INVERTER			MODEL	
						CAPACITY RANGE W	EFFICIENCY RANGE W/W	CAPACITY RANGE W	EFFICIENCY RANGE W/W										EXTERNAL VIEW REFERENCE	WIRING DIAGRAM REFERENCE	INPUT VOLTAGE FREQUENCY	MODEL	OUTPUT POWER W		CONTROL MODE
FMFT406U	6,44	103-140V 60Hz 1 ~	BPM	LST/HST	L/MBP	-	-	140-510	1,74-1,86	1400-4500	10,28	201	-	F		430	POE 22	C/V	DWG09	CON01-02-03-10-11	220-240V 50/60Hz	VCC3-CO	320	Drop-in, Serial, Frequency	FMFT406U
FMFT406U	6,44	220-240V 50/60Hz 1 ~	BPM	LST/HST	L/MBP	-	-	140-510	1,74-1,86	1400-4500	10,28	201	-	F		430	POE 22	C/V	DWG09	CON01-02-03-10-11	220-240V 50/60Hz	CF10	1000	Drop-in, Serial, Frequency	FMFT406U
VNEK207U	7,3	220-240V 50/60Hz 1 ~	BPM	HST	LBP	131-286	1,05-1,14	-	-	2000-4500	11,6	206	-	F	520	500	POE 22	C/V	DWG04	CON07-08-09	220-240V 50/60Hz	CF10	1000	Drop-in, Serial, Frequency	VNEK207U
VEGT8U	7,95	220-240V 50/60Hz 1 ~	BPM	LST	L/MBP	-	-	239-647	1,73-1,74	1800-4500	10,28	201	-	F		430	POE 22	C/V	DWG09	CON01-02-03-10-11	220-240V 50/60Hz	CF10	1000	Drop-in, Serial, Frequency	VEGT8U
FMFT411U	11,14	220-240V 50/60Hz 1 ~	BPM	LST/HST	L/MBP	208-501	1,47-1,57	349-867	1,76-1,84	1800-4500	10,9	201	6,5	F		430	POE 22	C/V	DWG09	CON01-02-03-10-11	220-240V 50/60Hz	CF10	1000	Drop-in, Serial, Frequency	FMFT411U
FMFT413U	12,92	220-240V 50/60Hz 1 ~	BPM	LST/HST	L/MBP	234-572	1,46-1,54	403-998	1,72-1,84	1800-4500	10,9	201	6,5	F		430	POE 22	C/V	DWG09	CON01-02-03-10-11	220-240V 50/60Hz	CF10	1000	Drop-in, Serial, Frequency	FMFT413U
VNEK213U	13,5	220-240V 50/60Hz 1 ~	BPM	HST	LBP	255-525	1,14-1,25	419-908	1,36-1,44	2000-4500	11,6	206	-	F	520	500	POE 22	C/V	DWG04	CON07-08-09	220-240V 50/60Hz	CF10	1000	Drop-in, Serial, Frequency	VNEK213U
VNEU213U	13,5	220-240V 50/60Hz 1 ~	BPM	HST	LBP	262-574	1,22-1,28	-	-	2000-4500	11,4	206	-	F	520	500	POE 22	C/V	DWG04	CON07-08-09	220-240V 50/60Hz	CF10	1000	Drop-in, Serial, Frequency	VNEU213U
VNEU217U	16,8	220-240V 50/60Hz 1 ~	BPM	HST	LBP	346-699	1,20-1,29	-	-	2000-4500	11,4	206	-	F	520	500	POE 22	C/V	DWG04	CON07-08-09	220-240V 50/60Hz	CF10	1000	Drop-in, Serial, Frequency	VNEU217U

## R600A • LBP - L/MBP • 50 - 60Hz

MODEL	DISPL. cm <sup>3</sup>	VOLTAGE FREQUENCY	MOTOR TYPE	TORQUE	APPL.	RATED POINT - ASHRAE -23,3 °C / 54,4 °C		RATED POINT - CECOMAF -25 °C / 55 °C		SPEED RANGE RPM	WEIGHT kg	MAX HEIGHT A mm	LRA A	COOLING TYPE	FAN AIR FLOW m <sup>3</sup> /h	OIL CHARGE cm <sup>3</sup>	OIL TYPE	EXP. DEVICE	DRAWINGS		INVERTER			MODEL	
						CAPACITY RANGE W	EFFICIENCY RANGE W/W	CAPACITY RANGE W	EFFICIENCY RANGE W/W										EXTERNAL VIEW REFERENCE	WIRING DIAGRAM REFERENCE	INPUT VOLTAGE FREQUENCY	MODEL	OUTPUT POWER W		CONTROL MODE
VESD3C	3,0	220-240V 50/60Hz 1 ~	BPM	LST	LBP	8-44	1,18-1,27	6-26	0,96-1,05	1300-4500	6	135	2,1	S	-	200	AB 5	C	DWG22	CON04-05-06	220-240V 50/60Hz	VES	200	Drop-in, Serial, Frequency	VESD3C
VESA5C	5,2	220-240V 50/60Hz 1 ~	BPM	LST	L/MBP	33-117	1,69-1,65	24-86	1,33-1,28	1300-4500	6,1	135	2,1	S	-	200	AB 5	C	DWG22	CON04-05-06	220-240V 50/60Hz	VES	200	Drop-in, Frequency	VESA5C
VESD5C	5,2	220-240V 50/60Hz 1 ~	BPM	LST	L/MBP	34-126	1,77-1,73	25-93	1,37-1,35	1300-4500	6,5	135	2,1	S	-	190	AB 5	C	DWG22	CON04-05-06	220-240V 50/60Hz	VES	200	Drop-in, Serial, Frequency	VESD5C
VESA7C	7,2	220-240V 50/60Hz 1 ~	BPM	LST	LBP	47-179	1,65-1,78	34-133	1,29-1,39	1300-4500	6	135	2,1	S	-	200	AB 5	C	DWG22	CON04-05-06	220-240V 50/60Hz	VES	200	Drop-in, Frequency	VESA7C
VESD7C	7,2	220-240V 50/60Hz 1 ~	BPM	LST	LBP	49-184	1,82-1,86	36-138	1,42-1,47	1300-4500	6,8	135	2,1	S	-	190	AB 5	C	DWG22	CON04-05-06	220-240V 50/60Hz	VES	200	Drop-in, Serial, Frequency	VESD7C
VESA9C	9,0	220-240V 50/60Hz 1 ~	BPM	LST	LBP	66-223	1,73-1,71	49-168	1,38-1,35	1300-4500	6	135	2,1	S	-	200	AB 5	C	DWG22	CON04-05-06	220-240V 50/60Hz	VES	200	Drop-in, Frequency	VESA9C
VESC9C	9,0	220-240V 50/60Hz 1 ~	BPM	LST	LBP	66-230	1,80-1,76	49-174	1,41-1,39	1300-4500	6,5	135	2,1	S	-	190	AB 5	C	DWG22	CON04-05-06	220-240V 50/60Hz	VES	200	Drop-in, Serial, Frequency	VESC9C
VESD9C	9,0	220-240V 50/60Hz 1 ~	BPM	LST	LBP	66-230	1,86-1,79	49-174	1,46-1,41	1300-4500	6,8	135	2,1	S	-	190	AB 5	C	DWG22	CON04-05-06	220-240V 50/60Hz	VES	200	Drop-in, Serial, Frequency	VESD9C
VESC11C	11,1	220-240V 50/60Hz 1 ~	BPM	LST	LBP	86-276	1,89-1,76	64-209	1,49-1,38	1300-4500	6,5	135	2,1	S	-	190	AB 5	C	DWG22	CON04-05-06	220-240V 50/60Hz	VES	200	Drop-in, Serial, Frequency	VESC11C
VESD11C	11,1	220-240V 50/60Hz 1 ~	BPM	LST	LBP	86-276	1,93-1,78	64-209	1,52-1,41	1300-4500	6,8	135	2,1	S	-	190	AB 5	C	DWG22	CON04-05-06	220-240V 50/60Hz	VES	200	Drop-in, Serial, Frequency	VESD11C

### R508B/R170 • ULBP • 50 Hz - EU portfolio

MODEL	DISPL. cm <sup>3</sup>	HP	VOLTAGE FREQUENCY	MOTOR TYPE	TORQUE	APPLICATION	REFRIGERANT	RATED POINT - EN12900 -85 °C / -30 °C		CONDENSING TEMP. °C	EVAPORATING TEMPERATURE °C			WEIGHT kg	MAX HEIGHT A mm	LRA A	COOLING TYPE	FAN AIR FLOW m <sup>3</sup> /h	OIL		EXP DEVICE	DRAWINGS		MODEL
								CAPACITY W	EFFICIENCY W/W		W								CHARGE cm <sup>3</sup>	TYPE		EXTERNAL VIEW REFERENCE	WIRING DIAGRAM REFERENCE	
											-95	-85	-75											
NT2178ULT	17.4	1	220-240V 50Hz 1 ~	CSR	HST	ULBP	R508B	429	1.27	-30	180	422	919	17.8	220	21.5	F	520	450	POE 22	C/V	DWG16	SM26	NT2178ULT
							R170	399	1.21		204	401	813											
NT2192ULT	22.4	1	220-240V 50Hz 1 ~	CSR	HST	ULBP	R508B	545	1.30	-30	236	561	1097	17.8	234	29	F	520	450	POE 22	C/V	DWG16	SM26	NT2192ULT
							R170	516	1.24		216	501	926											
NT2212ULT	27.8	1 1/2	220-240V 50Hz 1 ~	CSR	HST	ULBP	R508B	702	1.32	-30	318	665	1220	17.8	234	27	F	520	450	POE 22	C/V	DWG16	SM26	NT2212ULT
							R170	663	1.29		311	670	1230											

### R508B/R170 • ULBP • 60 Hz - EU portfolio

MODEL	DISPL. cm <sup>3</sup>	HP	VOLTAGE FREQUENCY	MOTOR TYPE	TORQUE	APPLICATION	REFRIGERANT	RATED POINT - EN12900 -85 °C / -30 °C		CONDENSING TEMP. °C	EVAPORATING TEMPERATURE °C			WEIGHT kg	MAX HEIGHT A mm	LRA A	COOLING TYPE	FAN AIR FLOW m <sup>3</sup> /h	OIL		EXP DEVICE	DRAWINGS		MODEL
								CAPACITY W	EFFICIENCY W/W		W								CHARGE cm <sup>3</sup>	TYPE		EXTERNAL VIEW REFERENCE	WIRING DIAGRAM REFERENCE	
											-95	-85	-75											
NT2178ULT	17.4	1	115V 60Hz 1 ~	CSR	HST	ULBP	R508B	516	1.26	-30	232	528	1015	17.8	220	54	F	520	450	POE 22	C/V	DWG16	SM26	NT2178ULT
							R170	471	1.21		230	464	814											
NT2178ULT	17.4	1	208-230V 60Hz 1 ~	CSR	HST	ULBP	R508B	534	1.27	-30	223	544	1037	16.9	220	28	F	520	450	POE 22	C/V	DWG16	SM26	NT2178ULT
							R170	464	1.18		161	471	930											
NT2192ULT	22.4	1	208-230V 60Hz 1 ~	CSR	HST	ULBP	R508B	676	1.27	-30	339	676	1232	17.8	234	35	F	520	450	POE 22	C/V	DWG16	SM26	NT2192ULT
							R170	594	1.21		290	587	1048											

Note: Return gas temperature in EN12900 conditions for EM and NE series is 32°C for NT and NJ series is 20°C

## R134a • LBP - L/MBP • 50Hz - EU portfolio

MODEL	DISPL. cm <sup>3</sup>	HP	VOLTAGE/FREQUENCY	MOTOR TYPE	TORQUE	APPLICATION	RATED POINT - ASHRAE -23,3 °C / 54,4 °C		RATED POINT - EN12900 -35°C / 40 °C		CONDENSING TEMPERATURE °C	COOLING CAPACITY EN12900						WEIGHT kg	MAX HEIGHT A mm	LRA A	COOLING TYPE	FAN AIR FLOW m <sup>3</sup> /h	OIL		EXP DEVICE	DRAWINGS		MODEL
							CAPACITY W	EFFICIENCY W/W	CAPACITY W	EFFICIENCY W/W		EVAPORATING TEMPERATURE °C											CHARGE cm <sup>3</sup>	TYPE		EXTERNAL VIEW REFERENCE	WIRING DIAGRAM REFERENCE	
												-30	-25	-20	-15	-10	-5											
EMY3109Z	4,0	1/10	220-240V 50Hz 1 ~	RSIR	LST	L/MBP	105	1,37	-	-	55	-	-	-	-	-	7,3	166	4,0	S	-	150	POE 10	C	DWG01	SM00	EMY3109Z	
											45	-	-	-	-	-												
EMY3111Z	4,5	1/8	220-240V 50Hz 1 ~	RSIR	LST	L/MBP	129	1,41	62	1,01	55	81	113	153	202	260	325	7,7	171	5,0	S	-	150	POE 10	C	DWG01	SM00	EMY3111Z
											45	90	123	165	216	275	343											
EMY3115Z	6,1	1/6	220-240V 50Hz 1 ~	RSIR/RSCR	LST	L/MBP	163 / 171	1,39 / 1,51	-	-	55	-	-	-	-	-	7,6	171	-	S	-	150	POE 10	C	DWG01	SM00-SM01	EMY3115Z	
											45	-	-	-	-	-												
NEK1116Z	7,4	1/5	220-240V 50Hz 1 ~	RSIR/RSCR	LST	LBP	194	1,44	93	1,12	55	-	141	262	245	312	390	10,8	200	5,3	S	-	350	POE 22	C	DWG02	SM00-SM01	NEK1116Z
											45	126	172	225	291	367	460											
NEK2116Z	7,4	1/5	220-240V 50Hz 1 ~	CSIR	HST	LBP	187	1,22	93	0,89	55	-	136	184	241	305	378	10,4	187	10,0	S	-	350	POE 22	C/V	DWG03	SM05	NEK2116Z
											45	121	166	221	284	357	436											
NEK1118Z	8,4	1/4	220-240V 50Hz 1 ~	RSIR/RSCR	LST	LBP	224	1,43	111	1,08	55	-	163	217	283	357	446	10,7	200	6,9	S	-	350	POE 22	C	DWG02	SM00-SM01	NEK1118Z
											45	144	195	256	328	417	519											
NE1121Z	9,3	1/4	220-240V 50Hz 1 ~	RSIR	LST	LBP	253	1,28	125	0,89	55	-	186	246	319	403	500	10,9	200	16,5	F	520	350	POE 22	C	DWG03	SM03	NE1121Z
											45	166	220	288	370	464	572											
NE1121Z	9,3	1/4	200-220V 50Hz / 230V 60Hz 1 ~	RSIR	LST	LBP	253	1,28	126	0,93	55	-	217	288	373	472	584	10,9	200	18,0	F	520	350	POE 22	C	DWG03	SM03	NE1121Z
											45	193	258	337	433	544	669											
NE2121Z	9,3	1/4	220-240V 50Hz 1 ~	CSIR	HST	LBP	250	1,23	124	0,86	55	-	183	245	317	403	500	10,9	200	12,6	F	520	350	POE 22	C/V	DWG03	SM05-SM29	NE2121Z
											45	163	217	285	368	465	575											
NE2121Z	9,3	1/4	200-220V 50Hz / 230V 60Hz 1 ~	CSIR	HST	LBP	253	1,28	126	0,90	55	-	186	246	319	403	500	11,6	206	15,0	F	520	350	POE 22	C/V	DWG03	SM05-SM29	NE2121Z
											45	166	220	288	370	464	572											
EMY3125Z*	10,6		220-240V 50Hz 1 ~	RSIR	LST	L/MBP	UD	UD	UD	UD	55	-	-	-	-	-	UD	UD	UD	F	270	150	POE 10	C	DWG01	SM00	EMY3125Z*	
											45	-	-	-	-	-												
NE1130Z	12,1	1/3	220-240V 50Hz 1 ~	RSIR	LST	LBP	323	1,32	161	0,85	55	-	238	313	402	506	624	10,9	200	16,3	F	520	350	POE 22	C	DWG03	SM03	NE1130Z
											45	211	281	366	466	583	715											
NE1130Z	12,1	1/3	200-220V 50Hz / 230V 60Hz 1 ~	RSIR	LST	LBP	323	1,24	161	0,86	55	-	238	313	402	506	624	10,9	200	22,0	F	520	350	POE 22	C	DWG03	SM03	NE1130Z
											45	211	281	366	466	583	715											
NE2130Z	12,1	1/3	220-240V 50Hz 1 ~	CSIR	HST	LBP	343	1,32	171	0,85	55	-	255	332	426	536	660	10,9	200	13,2	F	520	350	POE 22	C/V	DWG03	SM05-SM29	NE2130Z
											45	227	298	386	491	613	753											
NE2130Z	12,1	1/3	100V 50/60Hz 1 ~	CSIR	HST	LBP	323	1,20	161	1,16	55	-	230	305	391	490	601	10,9	200	39,0	F	520	350	POE 22	C/V	DWG03	SM05	NE2130Z
											45	204	268	348	444	555	684											
NEU4130Z	12,1	1/3	220-240V 50Hz 1 ~	CSIR	HST	L/MBP	346	1,31	172	0,96	55	-	-	-	-	-	10,0	187	13,0	F	520	350	POE 22	C/V	DWG03	SM05	NEU4130Z	
											45	-	-	-	-	-												
NE2134Z	14,3	1/3	220-240V 50Hz 1 ~	CSIR	HST	LBP	359	1,23	179	0,90	55	-	267	351	453	571	711	11,6	206	17,0	F	520	350	POE 22	C/V	DWG03	SM05	NE2134Z
											45	234	313	410	526	662	822											
NEK2140Z	16,8	1/2	220-240V 50Hz 1 ~	CSIR	HST	LBP	429	1,31	217	1,02	55	-	319	421	543	686	820	11,6	206	17	F	520	350	POE 22	C/V	DWG03	SM05	NEK2140Z
											45	274	372	493	635	799	991											

\* MODEL UNDER DEVELOPMENT

Note: Return gas temperature in EN12900 conditions for EM and NE series is 32°C for NT and NJ series is 20°C

### R134a • LBP - L/MBP - L/M/HBP • 50Hz - BR portfolio

MODEL	DISPL. cm <sup>3</sup>	HP	VOLTAGE/FREQUENCY	MOTOR TYPE	TORQUE	APPLICATION	RATED POINT - ASHRAE -23,3 °C / 54,4 °C		CONDENSING TEMPERATURE °C	COOLING CAPACITY ASHRAE LBP									WEIGHT kg	MAX HEIGHT A mm	LRA A	COOLING TYPE	FAN AIR FLOW m <sup>3</sup> /h	OIL		EXP DEVICE	DRAWINGS		MODEL
							CAPACITY W	EFFICIENCY W/W		EVAPORATING TEMPERATURE °C														CHARGE cm <sup>3</sup>	TYPE		EXTERNAL VIEW REFERENCE	WIRING DIAGRAM REFERENCE	
										-35	-30	-25	-20	-15	-10	-5	0												
EM20HHR	2,27	1/12	220-240V 50/60Hz 1 ~	RSIR/CSIR	LST	L/M/HBP	50	0,86	55	17	28	42	59	80	105	135	170	6,8	158	6,5	S/F	520	160	POE 22	C	DWG10	SM07	EM20HHR	
EMIE30HER	2,83	1/10	220-240V 50/60Hz 1 ~	RSIR/CSIR	LST	L/MBP	73	1,16	55	26	44	65	90	120	155	196	-	7,2	158	7	S/F	520	180	POE 10	C	DWG10	SM07	EMIE30HER	
EMIS30HHR	3,00	1/10	220V 50/60Hz 1 ~	RSIR/CSIR	LST	L/M/HBP	79	0,93	55	27	46	69	95	126	163	207	260	6,8	158	9	S/F	520	160	POE 22	C	DWG10	SM07	EMIS30HHR	
EMIE40HJP	3,40	1/8	220V 50/60Hz 1 ~	RSIR	LST	LBP	95	1,15	55	40	65	97	132	166	196	-	-	6,6	158	4,2	S	-	180	POE 10	C	DWG10	SM07	EMIE40HJP	
EMI45HER	3,77	1/8	220-240V 50/60Hz 1 ~	RSIR/CSIR	LST	LBP	100	1,21	55	43	66	92	123	161	208	-	-	7,7	167	10	S	-	160	POE 22	C	DWG10	SM07	EMI45HER	
EM45HHR	3,77	1/8	220-240V 50Hz 1 ~	RSIR/CSIR	LST	L/M/HBP	102	1,03	55	43	62	86	117	155	201	256	321	7,7	171	9	S/F	520	160	POE 22	C	DWG10	SM07	EM45HHR	
EM50HNP	4,99	1/8	220-240V 50Hz 1 ~	RSIR/RSCR	LST	LBP	126	1,22	55	45	75	109	149	197	256	-	-	7,7	167	10	S	-	160	POE 22	C	DWG10	SM07	EM50HNP	
EMIE65HER	5,19	1/6	220-240V 50/60Hz 1 ~	RSIR/CSIR	LST	LBP	149	1,22	55	71	100	136	179	231	290	-	-	8,3	166	12,5	S/F	520	180	POE 10	C	DWG10	SM07	EMIE65HER	
EGAS70HLR	5,56	1/5+	220-240V 50/60Hz 1 ~	RSIR/CSIR	LST	LBP	164	1,47	55	68	102	147	202	265	337	-	-	10,4	195	14,4	S	-	230	POE 10	C	DWG09	SM09	EGAS70HLR	
EMI70HER	5,89	1/5	220V 50Hz 1 ~	RSIR/CSIR	LST	LBP	166	1,18	55	71	100	136	179	231	290	-	-	8,3	166	12,5	S	-	180	POE 22	C	DWG10	SM07	EMI70HER	
EMU65HLP	5,96	1/4	200-230V 50Hz 1 ~	RSIR	LST	LBP	185	1,45	55	92	127	169	219	278	345	-	-	7,9	166	7,5	S	-	180	POE 22	C	DWG10	SM07	EMU65HLP	
EMYE70HEP	5,96	1/5	220-240V 50/60Hz 1 ~	RSIR	LST	LBP	168	1,43	55	92	127	169	219	278	345	-	-	7,9	166	7,5	S	-	180	POE 10	C	DWG10	SM07	EMYE70HEP	
EGAS80HLR	6,36	1/4+	220-240V 50/60Hz 1 ~	RSIR/CSIR	LST	LBP	195	1,52	55	80	125	173	228	293	372	-	-	10	195	14,5	S/F	520	230	POE 10	C	DWG09	SM09	EGAS80HLR	
FFU70HAK	6,36	1/4	220-240V 50/60Hz 1 ~	RSIR/CSIR	LST	L/MBP	185	1,43	55	80	119	166	224	293	375	471	-	10,7	201	12,8	S/F	520	280	POE 10	C	DWG09	SM08	FFU70HAK	
FFUS70HAK	6,36	1/4	220-240V 50/60Hz 1 ~	RSIR/CSIR	LST	L/MBP	191	1,42	55	77	124	170	222	285	363	462	587	10,2	201	14,5	S/F	520	230	POE 10	C	DWG09	SM08	FFUS70HAK	
FFUS80HAK	6,76	1/4+	220-240V 50/60Hz 1 ~	RSIR/CSIR	LST	L/MBP	201	1,37	55	95	133	183	244	319	407	509	626	10	201	14,5	S/F	520	230	POE 10	C	DWG09	SM08	FFUS80HAK	
FF7,5HBK	6,92	1/5+	220-240V 50/60Hz 1 ~	RSIR/CSIR	LST	L/M/HBP	154	1,00	55	71	106	149	202	263	341	431	537	10,7	195	16,7	S	-	280	POE 22	C	DWG09	SM08	FF7,5HBK	
EGAS90HLR	7,15	1/3-	220-240V 50/60Hz 1 ~	RSIR/CSIR	LST	LBP	219	1,50	55	97	144	198	261	336	426	-	-	10,5	195	14,3	S	-	230	POE 10	C	DWG09	SM09	EGAS90HLR	
EGAS100HLP	7,95	1/3	220-240V 50Hz 1 ~	RSIR/RSCR	LST	LBP	241	1,58	55	108	157	222	304	402	514	-	-	11	201	8,5	S	-	230	POE 10	C	DWG09	SM09	EGAS100HLP	
EGAS100HLR	7,95	1/3	220-240V 50/60Hz 1 ~	RSIR/CSIR	LST	LBP	251	1,52	55	108	164	226	299	384	485	-	-	11	201	16,9	F	520	230	POE 10	C	DWG09	SM09	EGAS100HLR	
FFUS100HAK	7,95	1/3	220-240V 50/60Hz 1 ~	RSIR/CSIR	LST	L/MBP	248	1,43	55	123	167	226	302	393	500	623	763	10,6	201	17,6	S/F	520	350	POE 10	C	DWG09	SM08	FFUS100HAK	
FF8,5HBK	7,95	1/4	220-240V 50Hz 1 ~	RSIR/CSIR	LST	L/M/HBP	194	1,11	55	82	119	168	230	306	398	506	632	10,8	195	18,2	S/F	520	280	POE 22	C	DWG09	SM08	FF8,5HBK	
FF10HAK	9,04	1/3	220-230V 50/60Hz 1 ~	RSIR/CSIR	LST	L/MBP	249	1,30	55	106	154	220	302	400	512	636	-	10,9	201	18	S/F	520	280	POE 22	C	DWG09	SM08	FF10HAK	
EGU130HLR	10,61	1/3+	220-240V 50Hz 1 ~	RSIR/CSIR	LST	LBP	313	1,50	55	141	211	288	378	489	626	-	-	10,8	201	17,5	F	520	230	POE 10	C	DWG09	SM09	EGU130HLR	
FFU130HAX	10,61	1/3+	220-240V 50Hz 1 ~	CSIR	LST/HST	L/MBP	309	1,38	55	132	203	280	370	477	607	764	-	11,3	201	17,5	F	520	280	POE 10	C/V	DWG09	SM08	FFU130HAX	
FF12HBK	11,14	1/3+	220-240V 50Hz 1 ~	RSIR/CSIR	LST	L/M/HBP	319	1,25	55	152	210	287	382	498	633	790	968	11,5	201	20	F	520	280	POE 22	C	DWG09	SM08	FF12HBK	
FFU160HAX	12,92	1/2	220-240V 50Hz 1 ~	CSIR	LST/HST	L/MBP	374	1,42	55	188	268	356	460	584	736	918	1139	10,8	201	17,7	F	520	280	POE 22	C/V	DWG09	SM08	FFU160HAX	

# R134a • HBP • 50Hz - EU portfolio

MODEL	DISPL. cm <sup>3</sup>	HP	VOLTAGE/FREQUENCY	MOTOR TYPE	TORQUE	APPLICATION	RATED POINT - ASHRAE 7.2 °C / 54.4 °C		RATED POINT - EN12900 5 °C / 50 °C		CONDENSING TEMPERATURE °C	COOLING CAPACITY EN12900						WEIGHT kg	MAX HEIGHT A mm	LRA A	COOLING TYPE	FAN AIR FLOW m <sup>3</sup> /h	OIL		EXP DEVICE	DRAWINGS		MODEL
							CAPACITY W	EFFICIENCY W/W	CAPACITY W	EFFICIENCY W/W		EVAPORATING TEMPERATURE °C											CHARGE cm <sup>3</sup>	TYPE		EXTERNAL VIEW REFERENCE	WIRING DIAGRAM REFERENCE	
												-15	-10	-5	0	5	10											
EMT37HDP	3.4	1/8	220-240V 50Hz 1 ~	RSIR	LST	HBP	351	2.55	321	2.46	55	-	153	194	241	294	355	7.2	158	4.3	S	-	180	POE 22	C	DWG01	SM00	EMT37HDP
EMT45HDR	4.0	1/8	220-240V 50Hz 1 ~	CSIR	HST	HBP	421	2.66	379	2.58	45	142	181	228	245	343	412	7.7	166	5.4	S	-	180	POE 10	C/V	DWG01	SM05	EMT45HDR
EMT50HDP	4.5	1/6	220-240V 50Hz 1 ~	RSIR	LST	HBP	475	2.58	423	2.47	55	-	203	256	318	388	472	7.7	166	5.4	S	-	180	POE 22	C	DWG01	SM00	EMT50HDP
EMT6144Z	5.2	1/5	220-240V 50Hz 1 ~	CSIR	HST	HBP	577	2.6	519	2.53	55	191	242	303	374	456	549	7.8	166	8.5	F	270	180	POE 22	C/V	DWG01	SM05	EMT6144Z
EMT6160Z	6.8	1/4	220-240V 50Hz 1 ~	CSIR	HST	HBP	720	2.4	648	2.34	55	-	232	294	367	459	549	7.8	166	9.8	F	520	180	POE 22	C/V	DWG01	SM05	EMT6160Z
NEK6160Z	7.3	1/4	220-240V 50Hz 1 ~	CSIR	HST	HBP	716	2.41	663	2.41	55	298	377	469	504	696	830	10.4	187	11.5	F	520	350	POE 22	C/V	DWG03	SM05	NEK6160Z
NEK6160Z	7.3	1/4	200-230V 50Hz / 208-230V 60Hz 1 ~	CSIR	HST	HBP	717	2.41	663	2.41	55	-	290	371	470	586	720	10.4	187	13.5	F	520	350	POE 22	C/V	DWG03	SM05	NEK6160Z
EMT6170Z	7.7	1/4	220-240V 50Hz 1 ~	CSIR	HST	HBP	806	2.26	725	2.18	55	277	350	442	478	684	833	7.8	166	10.4	F	520	180	POE 22	C/V	DWG01	SM05	EMT6170Z
EMY6170Z	8.0	1/4	220-240V 50Hz 1 ~	CSIR	HST	HBP	835	2.56	712	2.39	55	-	358	448	550	663	789	7.7	171	10.5	F	520	145	POE 10	C/V	DWG01	SM05	EMY6170Y
NEK6170Z	8.4	1/4	220-240V 50Hz 1 ~	CSIR	HST	HBP	882	2.35	775	2.45	55	330	418	522	559	771	915	10.2	200	14	F	520	350	POE 22	C/V	DWG03	SM05	NEK6170Z
NEK6170Z	8.4	1/4	200-230V 50Hz / 208-230V 60Hz 1 ~	CSIR	HST	HBP	841	2.44	775	2.46	55	336	422	527	572	798	964	10.8	200	18	F	520	350	POE 22	C/V	DWG03	SM05	NEK6170Z
NEK6170Z	8.4	1/4	100V 50/60Hz 1 ~	CSIR	HST	HBP	823	2.18	762	2.16	55	-	313	384	496	650	844	10.4	187	31	F	520	350	POE 22	C/V	DWG03	SM05	NEK6170Z
NEK6187Z	10.0	1/3	220-240V 50Hz 1 ~	CSIR	HST	HBP	1019	2.29	896	2.38	55	337	367	445	505	742	958	11	200	15	F	520	350	POE 22	C/V	DWG03	SM05	NEK6187Z
NEK6187Z	10.0	1/3	200-230V 50Hz / 208-230V 60Hz 1 ~	CSIR	HST	HBP	965	2.39	894	2.4	55	-	402	511	642	793	965	11.6	206	18	F	520	350	POE 22	C/V	DWG03	SM05	NEK6187Z
NEU6187Z	10.0	1/3	200-230V 50Hz / 208-230V 60Hz 1 ~	CSIR	HST	HBP	1014	2.44	-	-	55	378	477	600	654	918	1113	10.5	200	16	F	520	350	POE 22	C/V	DWG03	SM05	NEU6187Z
NEU6187Z	10.0	1/3	200-240V 50Hz / 230V 60Hz 1 ~	CSIR	HST	HBP	1018	2.44	917	2.4	55	-	442	560	697	855	1033	10.5	187	13	F	520	350	POE 22	C/V	DWG03	SM05	NEU6187Z
NEK6210Z	12.1	1/3	200-230V 50Hz / 208-230V 60Hz 1 ~	CSIR	HST	HBP	1105	2.13	1024	2.16	55	408	517	650	806	987	1190	11.6	206	24	F	520	350	POE 22	C/V	DWG03	SM05	NEK6210Z
NEK6210Z	12.1	1/3	220-240V 50Hz 1 ~	CSIR	HST	HBP	1129	2.27	1046	2.29	55	-	454	554	699	891	1128	11	200	20	F	520	350	POE 22	C/V	DWG03	SM05	NEK6210Z
NEU6210Z	12.1	1/2	220-240V 50Hz 1 ~	CSIR	HST	HBP	1231	2.37	1102	2.33	55	469	523	637	711	1031	1314	10.6	200	18.5	F	520	350	POE 22	C/V	DWG03	SM05	NEU6210Z
NEU6210Z	12.1	1/2	220-240V 50Hz 1 ~	CSR	HST	HBP	1247	2.58	1109	2.48	55	-	480	619	773	942	1127	10.6	200	18.5	F	520	350	POE 22	C/V	DWG03	SM06	NEU6210Z
NEU6210Z	12.1	1/2	200-230V 50Hz / 208-230V 60Hz 1 ~	CSIR	HST	HBP	1222	2.38	1136	2.33	55	489	615	770	955	1170	1414	11	200	21	F	520	350	POE 22	C/V	DWG03	SM05	NEU6210Z
NEU6210Z	12.1	1/2	200-230V 50Hz / 208-230V 60Hz 1 ~	CSR	HST	HBP	1234	2.57	1148	2.52	55	-	530	672	839	1032	1250	11	200	21	F	520	350	POE 22	C/V	DWG03	SM06	NEU6210Z
NEK6212Z	14.3	1/2	200-230V 50Hz / 208-230V 60Hz 1 ~	CSR	HST	HBP	1302	2.12	1206	2.14	55	483	618	780	969	1186	1431	11.6	206	21	F	520	350	POE 22	C/V	DWG03	SM06	NEK6212Z
NEK6212Z	14.3	1/2	220-240V 50Hz 1 ~	CSIR	HST	HBP	1314	2.09	1217	2.12	55	-	565	712	882	1076	1291	11.2	206	22.5	F	520	350	POE 22	C/V	DWG03	SM05	NEK6212Z
NEU6212Z	14.3	1/2	220-240V 50Hz 1 ~	CSIR	HST	HBP	1420	2.26	1271	2.22	55	534	665	808	897	1248	1504	11.2	200	20	F	520	350	POE 22	C/V	DWG03	SM05	NEU6212Z
NEU6212Z	14.3	1/2	220-240V 50Hz 1 ~	CSR	HST	HBP	1456	2.52	1288	2.41	55	-	595	767	965	1188	1437	11.2	200	20	F	520	350	POE 22	C/V	DWG03	SM05	NEU6212Z
NEU6212Z	14.3	1/2	200-230V 50Hz / 208-230V 60Hz 1 ~	CSIR	HST	HBP	1444	2.36	1343	2.31	55	556	706	892	1111	1365	1653	11.2	200	20	F	520	350	POE 22	C/V	DWG03	SM06	NEU6212Z
NEU6212Z	14.3	1/2	200-230V 50Hz / 208-230V 60Hz 1 ~	CSR	HST	HBP	1467	2.58	1364	2.53	55	-	-	-	-	-	-	11.6	206	26	F	520	350	POE 22	C/V	DWG03	SM06	NEU6212Z
NEK6214Z	16.8	1/2	220-240V 50Hz 1 ~	CSIR	HST	HBP	1477	1.97	1315	1.9	55	-	640	814	1008	1215	1473	11.6	206	25.5	F	520	350	POE 22	C/V	DWG03	SM05	NEK6214Z
NEU6214Z	16.8	1/2	220-240V 50Hz 1 ~	CSIR	HST	HBP	1636	2.14	1459	2.12	55	593	752	945	1026	1412	1701	11.6	206	22	F	520	350	POE 22	C/V	DWG03	SM05	NEU6214Z
NEU6214Z	16.8	1/2	220-240V 50Hz 1 ~	CSR	HST	HBP	1678	2.45	1492	2.35	55	657	836	1047	1292	1569	1880	11.6	206	22	F	520	350	POE 22	C/V	DWG03	SM06	NEU6214Z
NEU6214Z	16.8	1/2	200-230V 50Hz / 208-230V 60Hz 1 ~	CSR	HST	HBP	1668	2.44	1485	1.92	55	-	927	1150	1407	1699	1946	11.6	206	25	F	520	350	POE 22	C/V	DWG03	SM06	NEU6214Z
NT6215Z	17.4	1/2	200-240V 50Hz / 230V 60Hz 1 ~	CSIR	HST	HBP	1607	2.52	1405	2.38	55	663	844	1063	1320	1615	1946	17	220	21	F	520	450	POE 22	C/V	DWG15-DWG16	SM19	NT6215Z
NT6215Z	17.4	1/2	220V 50Hz 1 ~	CSIR	HST	HBP	1620	2.29	1435	2.25	55	-	661	829	1033	1282	1582	17	207	21	F	520	450	POE 22	C/V	DWG15	SM19	NT6215Z
NT6217Z	20.4	3/4	220-240V 50Hz 1 ~	CSIR	HST	HBP	1863	2.31	1655	2.2	55	621	796	1014	1090	1567	1894	17	220	25	F	520	450	POE 22	C/V	DWG15-DWG16	SM19	NT6217Z
NT6217Z	20.4	3/4	220-240V 50Hz 1 ~	CSR	HST	HBP	1943	2.67	1695	2.42	55	-	791	991	1234	1521	1853	17	220	25	F	520	450	POE 22	C/V	DWG15-DWG16	SM19	NT6217Z
NT6217Z	20.4	3/4	200-240V 50Hz / 230V 60Hz 1 ~	CSIR	HST	HBP	1863	2.41	1619	2.2	55	754	938	1173	1256	1795	2185	17	220	25	F	520	450	POE 22	C/V	DWG15-DWG16	SM19	NT6217Z
NT6217Z	20.4	3/4	200-240V 50Hz / 230V 60Hz 1 ~	CSR	HST	HBP	1943	2.67	1680	2.4	55	-	772	980	1232	1532	1890	17	220	25	F	520	450	POE 22	C/V	DWG15-DWG16	SM23	NT6217Z
NT6220Z	22.4	3/4	200-240V 50Hz / 230V 60Hz 1 ~	CSIR	HST	HBP	2016	2.34	1744	2.13	55	712	921	1171	1471	1827	2250	17.2	220	29.5	F	520	450	POE 22	C/V	DWG15-DWG16	SM19	NT6220Z
NT6220Z	22.4	3/4	200-240V 50Hz / 230V 60Hz 1 ~	CSR	HST	HBP	2016	2.55	1752	2.34	55	-	852	1060	1303	1586	1915	17.2	220	28	F	520	450	POE 22	C/V	DWG15-DWG16	SM23	NT6220Z
NTU6222ZV	23.7	3/4	220-240V 50Hz 1 ~	CSR	HST	HBP	2424	3.09	2117	2.89	55	800	1011	1260	1554	1897	2294	18.3	250	30	F	520						

### R134a • L/M/HBP - M/HBP - HBP • 50Hz - BR portfolio

MODEL	DISPL. cm <sup>3</sup>	HP	VOLTAGE/FREQUENCY	MOTOR TYPE	TORQUE	APPLICATION	RATED POINT - ASHRAE 7,2 °C / 54,4 °C		CONDENSING TEMPERATURE °C	COOLING CAPACITY ASHRAE HBP32					WEIGHT kg	MAX HEIGHT A mm	LRA A	COOLING TYPE	FAN AIR FLOW m <sup>3</sup> /h	OIL		EXP DEVICE	DRAWINGS		MODEL
							CAPACITY W	EFFICIENCY W/W		Evaporating Temperature °C W										CHARGE cm <sup>3</sup>	TYPE		EXTERNAL VIEW REFERENCE	WIRING DIAGRAM REFERENCE	
										-5	0	5	10	15											
EM20HHR	2,27	1/12	220-240V 50/60Hz 1 ~	RSIR/CSIR	LST	L/M/HBP	246	2,51	55	135	170	212	260	315	6,8	158	6,5	S/F	520	160	POE 22	C	DWG10	SM07	EM20HHR
EMIS30HHR	3,00	1/10	220V 50/60Hz 1 ~	RSIR/CSIR	LST	L/M/HBP	363	2,60	55	217	271	332	401	478	6,8	158	9	S/F	520	160	POE 22	C	DWG10	SM07	EMIS30HHR
EM45HHR	3,77	1/8	220-240V 50Hz 1 ~	RSIR/CSIR	LST	L/M/HBP	440	2,63	55	256	321	397	486	587	7,7	171	9	S/F	520	160	POE 22	C	DWG10	SM07	EM45HHR
EM55HHR	4,60	1/6	220-240V 50/60Hz 1 ~	RSIR	LST	HBP	533	2,69	55	327	401	487	585	696	7,6	171	10	F	520	160	POE 22	C	DWG10	SM07	EM55HHR
EM65HHR	5,54	1/6+	220V 50/60Hz 1 ~	RSIR/CSIR	LST	M/HBP	645	2,45	55	389	486	594	713	844	7,2	171	14,3	F	520	160	POE 22	C	DWG10	SM07	EM65HHR
FF7,5HBK	6,92	1/5+	220-240V 50/60Hz 1 ~	RSIR/CSIR	LST	L/M/HBP	810	2,76	55	431	537	659	801	962	10,7	195	16,7	S	-	280	POE 22	C	DWG09	SM08	FF7,5HBK
FF8,5HBK	7,95	1/4	220-240V 50Hz 1 ~	RSIR/CSIR	LST	L/M/HBP	844	2,49	55	506	632	776	940	1124	10,8	195	18,2	S/F	520	280	POE 22	C	DWG09	SM08	FF8,5HBK
FFI12HBK	11,14	1/3+	220-240V 50Hz 1 ~	RSIR/CSIR	LST	L/M/HBP	1316	2,61	55	790	968	1167	1390	1635	11,5	201	20	F	520	280	POE 22	C	DWG09	SM08	FFI12HBK

### R134a • LBP • 60Hz - EU portfolio

MODEL	DISPL. cm <sup>3</sup>	HP	VOLTAGE/FREQUENCY	MOTOR TYPE	TORQUE	APPLICATION	RATED POINT - ASHRAE -23.3 °C / 54.4 °C		RATED POINT - AR1540 -23.3 °C / 48.9 °C		CONDENSING TEMPERATURE °C	COOLING CAPACITY AR1540						WEIGHT kg	MAX HEIGHT A mm	LRA A	COOLING TYPE	FAN AIR FLOW m <sup>3</sup> /h	OIL		EXP DEVICE	DRAWINGS		MODEL
							CAPACITY W	EFFICIENCY W/W	CAPACITY W	EFFICIENCY W/W		EVAPORATING TEMPERATURE °C W											CHARGE cm <sup>3</sup>	TYPE		EXTERNAL VIEW REFERENCE	WIRING DIAGRAM REFERENCE	
												-30	-25	-20	-15	-10	-5											
NEK2116Z	7.4	1/5	115V 60Hz 1 ~	CSIR	HST	LBP	216	1.17	171	0.92	55	86	127	180	247	328	424	10	188	22	S	-	350	POE 22	C/V	DWG04	SM04	NEK2116Z
NE2121Z	9.3	1/4	115V 60Hz 1 ~	CSIR	HST	LBP	278	1.09	204	0.81	55	109	147	195	252	319	395	11	200	29	F	520	350	POE 22	C/V	DWG04	SM04	NE2121Z
NE2130Z	12.1	1/3	100V 50/60Hz 1 ~	CSIR	HST	LBP	367	1.19	269	1.16	55	166	227	300	383	479	586	11	200	39	F	520	350	POE 22	C/V	DWG04	SM04	NE2130Z
NE2130Z	12.1	1/3	115V 60Hz 1 ~	CSIR	HST	LBP	367	1.19	269	0.88	55	166	227	300	383	479	586	11	200	38	F	520	350	POE 22	C/V	DWG04	SM04	NE2130Z
NE2134Z	14.3	1/3	115V 60Hz 1 ~	CSIR	HST	LBP	425	1.23	312	0.91	55	191	257	334	424	533	660	11	200	33	F	520	350	POE 22	C/V	DWG04	SM04	NE2134Z
NEK2140Z	16.8	1/2	115V 60Hz 1 ~	CSIR	HST	LBP	500	1.19	390	0.94	55	236	314	417	546	698	876	11	206	40	F	520	350	POE 22	C/V	DWG04	SM04	NEK2140Z
NEU2140Z	16.8	1/2	115-127V 60Hz 1 ~	CSIR	HST	LBP	512	1.28	405	0.98	55	-	-	-	-	-	-	11.1	206	40	F	520	350	POE 22	C/V	DWG04	SM04	NEU2140Z
NEU2140Z	16.8	1/2	115-127V 60Hz 1 ~	CSR	HST	LBP	516	1.37	407	1.04	55	-	-	-	-	-	-	11.1	206	40	F	520	350	POE 22	C/V	DWG04	SM06	NEU2140Z
NT2152ZV	26.2	1/2	115V 60Hz 1 ~	CSR	HST	LBP	681	1.31	610	1.07	55	200	425	646	871	1104	1351	18.2	250	70	F	520	450	POE 22	C/V	DWG17	SM26	NT2152ZV

Note: Return gas temperature in EN12900 conditions for EM and NE series is 32°C for NT and NJ series is 20°C

### R134a • LBP - L/MBP - L/M/HBP • 60Hz - BR portfolio

MODEL	DIS CM3	HP	VOLTAGE/FREQUENCY	MOTOR TYPE	TORQUE	APPLICATION	RATED POINT - ASHRAE -23,3 °C / 54,4 °C		CONDENSING TEMPERATURE °C	COOLING CAPACITY ASHRAE LBP								WEIGHT kg	MAX HEIGHT A mm	LRA A	COOLING TYPE	FAN AIR FLOW m³/h	OIL		EXP DEVICE	DRAWINGS		MODEL
							CAPACITY W	EFFICIENCY W/W		EVAPORATING TEMPERATURE °C													CHARGE cm³	TYPE		EXTERNAL VIEW REFERENCE	WIRING DIAGRAM REFERENCE	
										-35	-30	-25	-20	-15	-10	-5	0											
EM20HHR	2,27	1/12	220-240V 50/60Hz 1 ~	RSIR/CSIR	LST	L/M/HBP	59	0,89	55	16	34	53	74	98	127	161	202	6,8	158	6	S/F	520	160	POE 22	C	DGW10	SM07	EM20HHR
EMIS20HHR	2,27	1/12	220V 60Hz 1 ~	RSIR/CSIR	LST	L/M/HBP	59	0,81	55	19	33	52	75	103	137	178	226	6,8	158	9,1	S/F	520	160	POE 22	C	DGW10	SM07	EMIS20HHR
EMIS20HHR	2,27	1/12	115-127V 60Hz 1 ~	RSIR/CSIR	LST	L/M/HBP	59	0,88	55	16	30	48	70	97	129	168	215	6,8	158	11,6	S/F	520	160	POE 22	C	DGW10	SM07	EMIS20HHR
EMIE30HER	2,83	1/10	220-240V 50/60Hz 1 ~	RSIR/CSIR	LST	L/MBP	88	1,26	55	44	150	65	90	120	155	196	-	7,2	158	7	S	-	180	POE 10	C	DGW10	SM07	EMIE30HER
EMIS30HHR	3,00	1/10	220V 50/60Hz 1 ~	RSIR/CSIR	LST	L/M/HBP	100	1,14	55	35	59	85	117	154	199	251	314	6,8	158	8,8	S/F	520	160	POE 22	C	DGW10	SM07	EMIS30HHR
EMIS30HHR	3,00	1/10	115-127V 60Hz 1 ~	RSIR/CSIR	LST	L/M/HBP	100	1,10	55	35	57	84	115	153	198	251	313	6,8	158	16	S/F	520	160	POE 22	C	DGW10	SM07	EMIS30HHR
EMIE40HJP	3,40	1/8	220V 50/60Hz 1 ~	RSIR	LST	LBP	115	1,28	55	54	79	109	145	187	237	-	-	6,6	158	3,7	S	-	180	POE 10	C	DGW10	SM07	EMIE40HJP
EMI45HER	3,77	1/8	220-240V 50/60Hz 1 ~	RSIR/CSIR	LST	LBP	123	1,32	55	47	75	110	151	197	249	-	-	7,7	167	9,3	S	-	160	POE 22	C	DGW10	SM07	EMI45HER
EM45HHR	3,77	1/8	115-127V 60Hz 1 ~	RSIR/CSIR	LST	L/M/HBP	123	1,15	55	48	80	114	153	197	249	310	381	7,2	166	17	S/F	520	160	POE 22	C	DGW10	SM07	EM45HHR
EMIE65HER	5,19	1/6	220-240V 50/60Hz 1 ~	RSIR/CSIR	LST	LBP	185	1,33	55	124	124	168	220	282	356	-	-	8,3	166	11,5	S/F	520	180	POE 10	C	DGW10	SM07	EMIE65HER
EGAS70HLR	5,56	1/5+	220-240V 50/60Hz 1 ~	RSIR	LST	LBP	203	1,57	55	83	125	178	244	324	420	-	-	10	195	13,4	S	-	230	POE 10	C	DWG09	SM09	EGAS70HLR
EMI70HER	5,89	1/5	220V 60Hz 1 ~	RSIR/CSIR	LST	LBP	207	1,34	55	100	143	190	244	310	391	-	-	7,7	166	12,5	S	-	160	POE 22	C	DGW10	SM07	EMI70HER
EMYE70HEP	5,96	1/5	220-240V 50/60Hz 1 ~	RSIR	LST	LBP	201	1,53	55	100	141	184	234	295	373	-	-	7,8	166	6,5	S	-	180	POE 10	C	DGW10	SM07	EMYE70HEP
EGAS80HLR	6,36	1/4+	220-240V 50/60Hz 1 ~	RSIR/CSIR	LST	LBP	240	1,61	55	90	143	207	283	373	476	-	-	10	195	13,5	S/F	520	230	POE 10	C	DWG09	SM09	EGAS80HLR
FFUS70HAK	6,36	1/4	220-240V 50/60Hz 1 ~	RSIR/CSIR	LST	L/MBP	222	1,51	55	91	140	198	267	350	449	566	705	10,2	201	12,1	S/F	520	230	POE 10	C	DWG09	SM08	FFUS70HAK
FFUS70HAK	6,36	1/4	115-127V 60Hz 1 ~	RSIR/CSIR	LST	L/MBP	229	1,52	55	99	146	205	277	363	466	585	721	10,9	201	24,7	S/F	520	280	POE 10	C	DWG09	SM08	FFUS70HAK
FFUS80HAK	6,76	1/4+	220-240V 50/60Hz 1 ~	RSIR/CSIR	LST	L/MBP	236	1,47	55	108	155	213	284	369	470	589	727	10	201	12,1	S/F	520	230	POE 10	C	DWG09	SM08	FFUS80HAK
FFUS80HAK	6,76	1/4+	115-127V 60Hz 1 ~	RSIR/CSIR	LST	L/MBP	236	1,44	55	111	157	214	285	371	474	596	740	10	201	32	S/F	520	230	POE 10	C	DWG09	SM08	FFUS80HAK
FF7,5HBK	6,92	1/5+	220-240V 50/60Hz 1 ~	RSIR/CSIR	LST	L/M/HBP	206	1,15	55	80	122	174	236	310	397	499	618	10,7	195	15,8	S	-	280	POE 22	C	DWG09	SM08	FF7,5HBK
EGAS90HLR	7,15	1/3-	220-240V 50/60Hz 1 ~	RSIR/CSIR	LST	LBP	271	1,59	55	-	-	-	-	-	-	-	-	10,5	195	13,5	S	-	230	POE 10	C	DWG09	SM09	EGAS90HLR
EGAS100HLR	7,95	1/3	220-240V 50/60Hz 1 ~	RSIR/CSIR	LST	LBP	308	1,60	55	132	201	278	367	471	595	-	-	11	201	16	S	-	230	POE 10	C	DWG09	SM09	EGAS100HLR
FFUS100HAK	7,95	1/3	220-240V 50/60Hz 1 ~	RSIR/CSIR	LST	L/MBP	295	1,52	55	142	195	268	361	470	596	737	892	10,6	201	16,6	S/F	520	350	POE 10	C	DWG09	SM08	FFUS100HAK
FFUS100HAK	7,95	1/3	115-127V 60Hz 1 ~	RSIR/CSIR	LST	L/MBP	297	1,47	55	139	195	268	357	465	592	740	908	10,5	201	30	S/F	520	350	POE 10	C	DWG09	SM08	FFUS100HAK
FF8,5HBK	7,95	1/4	220V 60Hz 1 ~	RSIR/CSIR	LST	L/M/HBP	217	1,11	55	103	145	197	261	341	437	552	687	10,9	195	18,5	S/F	520	280	POE 22	C	DWG09	SM08	FF8,5HBK
FFI10HAK	9,04	1/3	220-230V 50/60Hz 1 ~	RSIR/CSIR	LST	L/MBP	302	1,42	55	115	188	270	364	473	601	751	-	10,9	201	17,5	S/F	520	280	POE 22	C	DWG09	SM08	FFI10HAK
FFI10HAK	9,04	1/3	115-127V 60Hz 1 ~	RSIR/CSIR	LST	L/MBP	302	1,42	55	115	189	271	364	473	601	751	-	10,9	201	32,5	S/F	520	280	POE 22	C	DWG09	SM08	FFI10HAK
FFU130HAX	10,61	1/3+	115-127V 60Hz 1 ~	CSIR	LST/HST	L/MBP	366	1,41	55	153	230	328	450	596	767	965	-	10,8	201	40,3	F	520	280	POE 10	C/V	DWG09	SM08	FFU130HAX
FFI12HBX	11,14	1/3+	220V 60Hz 1 ~	CSIR	HST	L/M/HBP	349	1,18	55	156	223	311	421	556	716	903	1119	11,5	201	26,5	F	520	280	POE 22	C/V	DWG09	SM08	FFI12HBX
FFU160HAX	12,92	1/2	220V 60Hz 1 ~	CSIR	LST/HST	L/MBP	449	1,45	55	219	319	434	569	726	910	1124	1374	10,9	201	19	F	520	280	POE 22	C/V	DWG09	SM08	FFU160HAX

## R134a • HBP • 60Hz - EU portfolio

MODEL	DISPL. cm <sup>3</sup>	HP	VOLTAGE/FREQUENCY	MOTOR TYPE	TORQUE	APPLICATION	RATED POINT - ASHRAE 7,2 °C / 54,4 °C		RATED POINT - ARI 540 7,2 °C / 54,4 °C		CONDENSING TEMPERATURE °C	COOLING CAPACITY ARI 540						WEIGHT kg	MAX HEIGHT A mm	LRA A	COOLING TYPE	FAN AIR FLOW m <sup>3</sup> /h	OIL		EXP DEVICE	DRAWINGS		MODEL
							CAPACITY W	EFFICIENCY W/W	CAPACITY W	EFFICIENCY W/W		EVAPORATING TEMPERATURE °C W											CHARGE cm <sup>3</sup>	TYPE		EXTERNAL VIEW REFERENCE	WIRING DIAGRAM REFERENCE	
												-15	-10	-5	0	5	10											
NEK6132Z	4,5	1/6	115V 60Hz 1 ~	CSIR	HST	HBP	516	2,13	431	1,77	55	-	192	248	315	393	482	10	187	26	S	-	350	POE 22	C/V	DWG04	SM04	NEK6132Z
											45	177	231	297	376	466	569											
NEK6144Z	5,4	1/6	115V 60Hz 1 ~	CSIR	HST	HBP	640	2,18	532	1,8	55	-	244	313	394	488	549	10,1	187	26	F	520	350	POE 22	C/V	DWG04	SM04	NEK6144Z
											45	226	291	368	460	565	683											
NEK6160Z	7,3	1/4	115V 60Hz 1 ~	CSIR	HST	HBP	845	2,35	758	2,11	55	-	354	450	563	694	846	10,4	187	28,5	F	520	350	POE 22	C/V	DWG04	SM04	NEK6160Z
											45	327	418	529	657	803	967											
NEK6160Z	7,3	1/4	200-230V 50Hz / 208-230V 60Hz 1 ~	CSIR	HST	HBP	845	2,41	758	2,17	55	-	351	450	563	693	839	10,4	187	13,5	F	520	350	POE 22	C/V	DWG04	SM04	NEK6160Z
											45	330	415	522	650	799	966											
NEU6160Z	7,3	1/4	115-127V 60Hz 1 ~	CSIR	HST	HBP	910	2,58	855	2,42	55	-	390	497	625	773	941	10	187	25	F	520	350	POE 22	C/V	DWG04	SM04	NEU6160Z
											45	360	460	582	727	894	1083											
NEU6160Z	7,3	1/4	115-127V 60Hz 1 ~	CSR	HST	HBP	920	2,79	865	2,6	55	-	395	503	633	783	954	10	187	25	F	520	350	POE 22	C/V	DWG04	SM06	NEU6160Z
											45	357	464	591	737	903	1088											
NEK6170Z	8,4	1/4	115V 60Hz 1 ~	CSIR	HST	HBP	978	2,34	878	2,1	55	-	423	527	655	804	974	10,4	187	28,5	F	520	350	POE 22	C/V	DWG04	SM04	NEK6170Z
											45	396	493	616	762	932	1126											
NEK6170Z	8,4	1/4	100V 50/60Hz 1 ~	CSIR	HST	HBP	959	2,35	738	1,95	55	-	382	461	585	759	988	10,4	187	31	F	520	340	POE 22	C/V	DWG04	SM04	NEK6170Z
											45	404	448	535	673	866	1119											
NEK6170Z	8,4	1/4	200-230V 50Hz / 208-230V 60Hz 1 ~	CSIR	HST	HBP	981	2,38	881	2,14	55	-	428	532	657	804	970	10,8	200	18	F	520	350	POE 22	C/V	DWG04	SM04	NEK6170Z
											45	393	495	620	767	937	1130											
NEK6187Z	10,0	1/3	200-230V 50Hz / 208-230V 60Hz 1 ~	CSIR	HST	HBP	1115	2,3	1000	2,06	55	-	477	603	750	918	1109	11,6	206	18	F	520	350	POE 22	C/V	DWG04	SM04	NEK6187Z
											45	426	549	693	857	1044	1253											
NEK6187Z	10,0	1/3	115V 60Hz 1 ~	CSIR	HST	HBP	1122	2,31	1007	2,07	55	-	476	597	746	921	1124	11	200	37	F	520	350	POE 22	C/V	DWG04	SM04	NEK6187Z
											45	442	555	697	868	1068	1295											
NEU6187Z	10,0	1/3	115-127V 60Hz 1 ~	CSIR	HST	HBP	1211	2,42	1154	2,23	55	-	501	680	908	1129	1278	10,7	200	39	F	520	350	POE 22	C/V	DWG04	SM04	NEU6187Z
											45	498	586	783	1031	1274	1455											
NEU6187Z	10,0	1/3	115-127V 60Hz 1 ~	CSR	HST	HBP	1225	2,6	1163	2,35	55	-	500	682	916	1145	1312	10,7	200	39	F	520	350	POE 22	C/V	DWG04	SM06	NEU6187Z
											45	503	592	792	1044	1291	1475											
NEU6187Z	10,0	1/3	200-230V 50Hz / 208-230V 60Hz 1 ~	CSIR	HST	HBP	-	-	1021	2,04	55	-	469	594	745	920	1120	10,5	200	16	F	520	350	POE 22	C/V	DWG04	SM04	NEU6187Z
											45	438	560	708	882	1082	1308											
NEU6187Z	10,0	1/3	200-240V 50Hz / 230V 60Hz 1 ~	CSIR	HST	HBP	1186	2,31	-	-	55	-	-	-	-	-	-	10,5	187	13	F	520	350	POE 22	C/V	DWG03	SM04	NEU6187Z
											45	-	-	-	-	-	-											
NEK6210Z	12,1	1/3	200-230V 50Hz / 208-230V 60Hz 1 ~	CSIR	HST	HBP	1267	2,1	1138	1,88	55	-	507	614	782	1011	1299	11,6	206	24	F	520	350	POE 22	C/V	DWG04	SM04	NEK6210Z
											45	543	598	721	911	1167	1487											
NEK6210Z	12,1	1/3	115V 60Hz 1 ~	CSIR	HST	HBP	1326	2,18	1190	1,96	55	-	575	722	895	1094	1319	11	200	37	F	520	350	POE 22	C/V	DWG04	SM04	NEK6210Z
											45	521	667	841	1041	1267	1520											
NEU6210Z	12,1	1/3	115-127V 60Hz 1 ~	CSIR	HST	HBP	1426	2,3	1343	2,17	55	-	632	798	995	1223	1481	10,6	200	40	F	520	350	POE 22	C/V	DWG04	SM04	NEU6210Z
											45	567	725	917	1142	1402	1695											
NEU6210Z	12,1	1/3	115-127V 60Hz 1 ~	CSR	HST	HBP	1442	2,44	1361	2,36	55	-	640	805	1004	1235	1498	10,6	200	40	F	520	350	POE 22	C/V	DWG04	SM06	NEU6210Z
											45	580	739	931	1157	1416	1709											
NEU6210Z	12,1	1/2	200-230V 50Hz / 208-230V 60Hz 1 ~	CSIR	HST	HBP	1491	2,38	1342	2,14	55	-	623	801	1002	1225	1469	11,1	200	21	F	520	350	POE 22	C/V	DWG04	SM04	NEU6210Z
											45	569	732	924	1144	1392	1669											
NEU6210Z	12,1	1/2	200-230V 50Hz / 208-230V 60Hz 1 ~	CSR	HST	HBP	1509	2,57	1358	2,31	55	-	626	807	1011	1240	1492	11,1	200	21	F	520	350	POE 22	C/V	DWG04	SM06	NEU6210Z
											45	571	736	931	1156	1412	1697											
NEK6212Z	14,3	1/2	200-230V 50Hz / 208-230V 60Hz 1 ~	CSR	HST	HBP	1474	1,97	1323	1,77	55	-	660	825	1011	1221	1450	11,6	206	21	F	520	350	POE 22	C/V	DWG04	SM06	NEK6212Z
											45	611	778	971	1188	1432	1700											
NEK6212Z	14,3	1/2	115V 60Hz 1 ~	CSIR	HST	HBP	1517	1,98	1361	1,78	55	-	658	830	1028	1254	1506	11,6	206	44	F	520	350	POE 22	C/V	DWG04	SM04	NEK6212Z
											45	599	769	967	1193	1446	1728											
NEK6212Z	14,3	1/2	115V 60Hz 1 ~	CSR	HST	HBP	1568	2,18	1407	1,96	55	-	658	830	1028	1254	1506	11,6	206	44	F	520	350	POE 22	C/V	DWG04	SM06	NEK6212Z
											45	599	769	967	1193	1446	1728											
NEU6212Z	14,3	1/2	115-127V 60Hz 1 ~	CSIR	HST	HBP	1663	2,23	1571	2,1	55	-	746	934	1158	1417	1711	11,5	206	40	F	520	350	POE 22	C/V	DWG04	SM04	NEU6212Z
											45	675	856	1074	1330	1622	1951											

CONTINUE...

Note: Return gas temperature in EN12900 conditions for EM and NE series is 32°C for NT and NJ series is 20°C

# R134a • HBP • 60Hz - EU portfolio

...FOLLOW

MODEL	DISPL. cm <sup>3</sup>	HP	VOLTAGE/FREQUENCY	MOTOR TYPE	TORQUE	APPLICATION	RATED POINT - ASHRAE 7,2 °C / 54,4 °C		RATED POINT - ARI 540 7,2 °C / 54,4 °C		CONDENSING TEMPERATURE °C	COOLING CAPACITY ARI 540						WEIGHT kg	MAX HEIGHT A mm	LRA A	COOLING TYPE	FAN AIR FLOW m <sup>3</sup> /h	OIL		EXP DEVICE	DRAWINGS		MODEL
							CAPACITY W	EFFICIENCY W/W	CAPACITY W	EFFICIENCY W/W		EVAPORATING TEMPERATURE °C											CHARGE cm <sup>3</sup>	TYPE		EXTERNAL VIEW REFERENCE	WIRING DIAGRAM REFERENCE	
												-15	-10	-5	0	5	10											
NEU6212Z	14,3	1/2	115-127V 60Hz 1 ~	CSR	HST	HBP	1691	2,44	1591	2,29	55	-	754	946	1177	1444	1749	11,5	206	40	F	520	350	POE 22	C/V	DWG04	SM06	NEU6212Z
											45	668	857	1084	1349	1650	1989											
NEU6212Z	14,3	1/2	200-230V 50Hz / 208-230V 60Hz 1 ~	CSIR	HST	HBP	1660	2,18	1494	1,96	55	-	-	-	-	-	-	11,6	206	26	F	520	350	POE 22	C/V	DWG04	SM04	NEU6212Z
											45	-	-	-	-	-	-											
NEU6212Z	14,3	1/2	200-230V 50Hz / 208-230V 60Hz 1 ~	CSR	HST	HBP	1698	2,45	1528	2,21	55	-	-	-	-	-	-	11,6	206	26	F	520	350	POE 22	C/V	DWG04	SM06	NEU6212Z
											45	-	-	-	-	-	-											
NEK6214Z	16,8	1/2	208-230V 60Hz 1 ~	CSIR	HST	HBP	1697	1,97	1523	1,77	55	-	731	921	1143	1396	1677	11,4	206	30	F	520	350	POE 22	C/V	DWG04	SM04	NEK6214Z
											45	671	851	1068	1321	1610	1933											
NEK6214Z	16,8	1/2	208-230V 60Hz 1 ~	CSR	HST	HBP	1712	2,11	1537	1,89	55	-	740	929	1153	1410	1698	11,4	206	30	F	520	350	POE 22	C/V	DWG04	SM06	NEK6214Z
											45	686	865	1081	1331	1617	1937											
NEK6214Z	16,8	1/2	115V 60Hz 1 ~	CSR	HST	HBP	1746	2,05	1568	1,84	55	-	748	948	1180	1443	1734	11,6	206	48	F	520	350	POE 22	C/V	DWG04	SM06	NEK6214Z
											45	689	875	1098	1357	1652	1980											
NEU6214Z	16,8	1/2	115-127V 60Hz 1 ~	CSIR	HST	HBP	1884	2,09	1776	1,97	55	-	846	1067	1325	1618	1947	11,6	206	50	F	520	350	POE 22	C/V	DWG04	SM04	NEU6214Z
											45	763	973	1222	1512	1841	2210											
NEU6214Z	16,8	1/2	115-127V 60Hz 1 ~	CSR	HST	HBP	1913	2,26	1799	2,13	55	-	847	1074	1338	1640	1978	11,6	206	50	F	520	350	POE 22	C/V	DWG04	SM06	NEU6214Z
											45	765	978	1230	1522	1854	2225											
NEU6214Z	16,8	1/2	208-230V 60Hz 1 ~	CSIR	HST	HBP	1876	2,03	1803	1,95	55	-	842	1066	1328	1628	1968	11,5	206	30	F	520	350	POE 22	C/V	DWG04	SM04	NEU6214Z
											45	762	979	1233	1525	1854	2221											
NEU6214Z	16,8	1/2	208-230V 60Hz 1 ~	CSR	HST	HBP	1919	2,28	1831	2,14	55	-	849	1078	1345	1650	1994	11,5	206	30	F	520	350	POE 22	C/V	DWG04	SM06	NEU6214Z
											45	768	983	1239	1536	1874	2253											
NEU6214Z	16,8	1/2	200-230V 50Hz / 208-230V 60Hz 1 ~	CSR	HST	HBP	1897	2,25	1802	2,12	55	-	-	-	-	-	-	11,6	206	25	F	520	350	POE 22	C/V	DWG04	SM06	NEU6214Z
											45	-	-	-	-	-	-											
NT6215Z	17,4	1/2	208-230V 60Hz 1 ~	CSIR	HST	HBP	1876	2,25	1634	1,92	55	-	785	989	1228	1501	1808	17	207	20,8	F	520	450	POE 22	C/V	DWG15	SM20	NT6215Z
											45	718	919	1157	1433	1747	2099											
NT6215Z	17,4	1/2	115V 60Hz 1 ~	CSIR	HST	HBP	1942	2,4	1709	2,04	55	-	790	1005	1258	1550	1881	16,5	207	44	F	520	450	POE 22	C/V	DWG15	SM20	NT6215Z
											45	734	940	1192	1489	1833	2222											
NT6215Z	17,4	1/2	115V 60Hz 1 ~	CSR	HST	HBP	2016	2,61	1754	2,28	55	-	801	1021	1283	1588	1934	16,5	207	44	F	520	450	POE 22	C/V	DWG15	SM23	NT6215Z
											45	746	961	1220	1523	1870	2262											
NT6215Z	17,4	1/2	115-127V 60Hz 1 ~	CSIR	HST	HBP	1942	2,4	1925	2,37	55	-	893	1146	1439	1772	2144	16,5	207	44	F	520	450	POE 22	C/V	DWG15	SM20	NT6215Z
											45	818	1059	1334	1642	1985	2361											
NT6217Z	20,4	3/4	115V 60Hz 1 ~	CSR	HST	HBP	2189	2,29	2011	2,2	55	-	1051	1339	1655	2013	2425	17,5	220	45	F	520	450	POE 22	C/V	DWG15	SM23	NT6217Z
											45	956	1243	1558	1913	2320	2792											
NT6217Z	20,4	3/4	208-230V 60Hz 1 ~	CSIR	HST	HBP	2221	2,27	1937	1,98	55	-	911	1155	1439	1764	2129	16,7	220	31	F	520	450	POE 22	C/V	DWG15	SM20	NT6217Z
											45	848	1082	1361	1685	2054	2468											
NT6217Z	20,4	3/4	208-230V 60Hz 1 ~	CSR	HST	HBP	2287	2,58	2004	2,22	55	-	943	1198	1492	1826	2201	16,7	220	31	F	520	450	POE 22	C/V	DWG15	SM23	NT6217Z
											45	866	1114	1405	1742	2125	2556											
NT6220Z	22,4	1	115V 60Hz 1 ~	CSR	HST	HBP	2466	2,48	2209	2,18	55	-	1066	1350	1674	2037	2441	17	220	54,5	F	520	450	POE 22	C/V	DWG17	SM21	NT6220Z
											45	959	1239	1564	1936	2353	2818											
NT6220Z	22,4	1	208-230V 60Hz 1 ~	CSIR	HST	HBP	2447	2,27	2420	2,09	55	-	1150	1450	1797	2198	2665	17,2	220	33,7	F	520	450	POE 22	C/V	DWG16	SM20	NT6220Z
											45	1061	1357	1696	2088	2540	3060											
NTU6222ZV	23,7	1	115V 60Hz 1 ~	CSR	HST	HBP	3077	2,96	2920	2,79	55	-	1322	1703	2138	2633	3185	18,3	250	70	F	520	650	POE 22	C/V	DWG19	SM26	NTU6222ZV
											45	1229	1596	2020	2508	3067	3703											
NTU6222ZV	23,7	1	208-230V 60Hz 1 ~	CSR	HST	HBP	2963	2,99	2863	2,82	55	-	1162	1608	2131	2681	3205	18,3	250	35	F	520	650	POE 22	C/V	DWG19	SM26	NTU6222ZV
											45	1086	1504	2016	2571	3115	3597											
NJ6220Z	26,1	1	208-230V 60Hz 1 ~	CSIR	HST	HBP	2664	2,24	2391	2,01	55	-	955	1292	1687	2138	2644	20,3	265	42	F	800	750	POE 22	C/V	DWG14	SM14	NJ6220Z
											45	882	1226	1625	2077	2582	3138											
NJ6220Z	26,1	1	115V 60Hz 1 ~	CSIR	HST	HBP	2980	2,39	-	-	55	-	-	-	-	-	-	19,8	265	72	F	800	750	POE 22	C/V	DWG14	SM14	NJ6220Z
											45	-	-	-	-	-	-											
NJ6220ZX	26,1	1	380-420V 50Hz / 440-480V 60Hz 3 ~	3PHASE	HST	HBP	2980	2,92	2674	2,62	55	-	1169	1560	1989	2457	2962	19,6	265	10,5	F	800	750	POE 22	C/V	DWG14	SM18	NJ6220ZX
											45	1036	1360	1763	2240	2793	3419											
NTU6224ZV	27,8	1 1/4	115V 60Hz 1 ~	CSR	HST	HBP	3536	2,82	3367	2,67	55	-	1542	1998	2511	3077	3690	18,1	250	78	F	520	650	POE 22	C/V	DWG19	SM26	NTU6224ZV
											45	1383	1826	2343	2928	3577	4285											
NTU6224ZV	27,8	1 1/4	208-230V 60Hz 1 ~	CSR	HST	HBP	3535	2,89	3349	2,6	55	-	1552	1973	2461	3030	3699	18,1	250	46	F	520	650	POE 22	C/V	DWG19	SM26	NTU6224ZV
											45	1416	1831	2313	2876	3539	4318											
NJ6226Z	34,4	1 1/4	208-230V 60Hz 1 ~	CSR	HST	HBP	3646	2,34	2927	2,03	55	-	1268	1680	2149	2673	3254	19,9	253									

### R134a • L/M/HBP - M/HBP - HBP • 60Hz - BR portfolio

MODEL	DISPL. cm <sup>3</sup>	HP	VOLTAGE/FREQUENCY	MOTOR TYPE	TORQUE	APPLICATION	RATED POINT - ASHRAE 7,2 °C / 54,4 °C		CONDENSING TEMPERATURE °C	COOLING CAPACITY ASHRAE HBP32					WEIGHT kg	MAX HEIGHT A mm	LRA A	COOLING TYPE	FAN AIR FLOW m <sup>3</sup> /h	OIL		EXP DEVICE	DRAWINGS		MODEL	
							CAPACITY W	EFFICIENCY W/W		Evaporating Temperature °C W										CHARGE cm <sup>3</sup>	TYPE		EXTERNAL VIEW REFERENCE	WIRING DIAGRAM REFERENCE		
										-5	0	5	10	15												
EM20HHR	2,27	1/12	220-240V 50/60Hz 1 ~	RSIR/CSIR	LST	L/M/HBP	292	2,48	55		161	202	252	312	382	6,8	158	6,5	S/F	520	160	POE 22	C	DWG10	SM07	EM20HHR
EMIS20HHR	2,27	1/12	220V 60Hz 1 ~	RSIR/CSIR	LST	L/M/HBP	308	2,36	55		178	226	281	345	417	6,8	158	9,1	S/F	520	160	POE 22	C	DWG10	SM07	EMIS20HHR
EMIS20HHR	2,27	1/12	115-127V 60Hz 1 ~	RSIR/CSIR	LST	L/M/HBP	308	2,49	55		168	215	271	337	414	6,8	158	11,6	S/F	520	160	POE 22	C	DWG10	SM07	EMIS20HHR
EMIS30HHR	3,00	1/10	220V 50/60Hz 1 ~	RSIR/CSIR	LST	L/M/HBP	434	2,68	55		251	314	387	473	572	6,8	158	9	S/F	520	160	POE 22	C	DWG10	SM07	EMIS30HHR
EMIS30HHR	3,00	1/10	115-127V 60Hz 1 ~	RSIR/CSIR	LST	L/M/HBP	434	2,67	55		251	313	385	468	562	6,8	158	16	S/F	520	160	POE 22	C	DWG10	SM07	EMIS30HHR
EM45HHR	3,77	1/8	115-127V 60Hz 1 ~	RSIR/CSIR	LST	L/M/HBP	520	2,53	55		310	381	463	559	669	7,2	166	17	S/F	520	160	POE 22	C	DWG10	SM07	EM45HHR
EM55HHR	4,60	1/6	220-240V 50/60Hz 1 ~	RSIR	LST	HBP	630	2,60	55		378	472	581	703	840	7,6	171	9,5	F	520	160	POE 22	C	DWG10	SM07	EM55HHR
EM55HHR	4,60	1/6	115V 60Hz 1 ~	RSIR	LST	HBP	630	2,52	55		366	456	562	684	821	7,6	171	24,5	F	520	160	POE 22	C	DWG10	SM07	EM55HHR
EM65HHR	5,54	1/6+	220V 50/60Hz 1 ~	RSIR/CSIR	LST	M/HBP	766	2,55	55		474	582	707	847	1003	7,2	171	13,9	F	520	160	POE 22	C	DWG10	SM07	EM65HHR
FF7,5HBK	6,92	1/5+	220-240V 50/60Hz 1 ~	RSIR/CSIR	LST	L/M/HBP	850	2,29	55		499	618	755	912	1089	10,7	195	16,7	S	-	280	POE 22	C	DWG09	SM08	FF7,5HBK
FF8,5HBK	7,95	1/4	220V 60Hz 1 ~	RSIR/CSIR	LST	L/M/HBP	920	2,24	55		552	688	847	1031	1243	10,9	195	18,5	S/F	520	280	POE 22	C	DWG09	SM08	FF8,5HBK
FF112HBX	11,14	1/3+	220V 60Hz 1 ~	CSIR	HST	L/M/HBP	1553	2,28	55		903	1119	1364	1641	1950	11,5	201	26,5	F	520	280	POE 22	C/V	DWG09	SM08	FF112HBX

### R404A/R507/R452A • LBP • 50Hz - EU portfolio

MODEL	DISPL. cm <sup>3</sup>	HP	VOLTAGE/FREQUENCY	MOTOR TYPE	TORQUE	APPLICATION	RATED POINT - ASHRAE -23,3 °C / 54,4 °C		RATED POINT - EN12900 -35 °C / 40 °C		CONDENSING TEMPERATURE °C	COOLING CAPACITY EN12900							WEIGHT kg	MAX HEIGHT A mm	LRA A	COOLING TYPE	FAN AIR FLOW m <sup>3</sup> /h	OIL		EXP DEVICE	DRAWINGS		MODEL
							CAPACITY W	EFFICIENCY W/W	CAPACITY W	EFFICIENCY W/W		EVAPORATING TEMPERATURE °C W												CHARGE cm <sup>3</sup>	TYPE		EXTERNAL VIEW REFERENCE	WIRING DIAGRAM REFERENCE	
												-40	-35	-30	-25	-20	-15	-10											
NEK2117GK	4,5	1/4	220-240V 50Hz 1~	CSIR	HST	LBP	235	1,29	125	0,94	55	-	-	117	154	197	247	303	10,4	188	9,6	S	-	350	POE 22	C/V	DWG02	SM05	NEK2117GK
											45	80	111	149	194	246	306	374											
EMT2117GK	4,5	1/4	220-240V 50Hz 1~	CSIR	HST	LBP	244	1,35	141	1,09	55	-	-	127	166	211	264	326	7,8	166	7,7	S	-	180	POE 22	C/V	DWG01	SM05	EMT2117GK
											45	91	125	164	210	265	330	408											
EMT2121GK	5,2	1/3	220-240V 50Hz 1~	CSIR	HST	LBP	300	1,4	174	1,12	55	-	-	168	212	264	327	400	7,8	166	8,5	F	270	180	POE 22	C/V	DWG01	SM05	EMT2121GK
											45	120	159	204	258	322	398	487											
NEK2121GK	5,4	1/3	220-240V 50Hz 1~	CSIR	HST	LBP	282	1,29	156	0,99	55	-	-	143	188	241	303	375	10,4	188	9,6	S	-	350	POE 22	C/V	DWG02	SM05	NEK2121GK
											45	104	139	184	238	302	377	463											
EMT2125GK	6,0	1/3	220-240V 50Hz 1~	CSIR	HST	LBP	351	1,4	204	1,15	55	-	-	190	242	303	375	458	7,8	166	9,8	F	520	180	POE 22	C/V	DWG01	SM05	EMT2125GK
											45	140	185	238	301	373	462	562											
NEK2125GK	6,2	1/3	200-230V 50Hz / 208-230V 60Hz 1~	CSIR	HST	LBP	313	1,23	-	-	55	-	-	-	-	-	-	-	10,4	188	13	F	520	350	POE 22	C/V	DWG03	SM05	NEK2125GK
											45	-	-	-	-	-	-	-											
NEK2125GK	6,2	1/3	200-230V 50Hz / 208-230V 60Hz 1~	CSR	HST	LBP	317	1,33	-	-	55	-	-	-	-	-	-	-	10,4	188	13	F	520	350	POE 22	C/V	DWG03	SM06	NEK2125GK
											45	-	-	-	-	-	-	-											
NEK2125GK	6,2	1/3	220-240V 50Hz 1~	CSIR	HST	LBP	341	1,22	178	0,89	55	-	-	168	221	283	354	433	10,4	188	12,4	F	520	350	POE 22	C/V	DWG03	SM05	NEK2125GK
											45	120	160	214	278	353	439	533											
NEK2125GK	6,2	1/3	100V 50/60Hz 1~	CSIR	HST	LBP	335	1,13	-	-	55	-	-	-	-	-	-	-	11,2	206	32	F	520	350	POE 22	C/V	DWG03	SM05	NEK2125GK
											45	-	-	-	-	-	-	-											
NEK2125GK	6,2	1/3	100V 50/60Hz 1~	CSR	HST	LBP	338	1,24	-	-	55	-	-	-	-	-	-	-	11,2	206	32	F	520	350	POE 22	C/V	DWG03	SM06	NEK2125GK
											45	-	-	-	-	-	-	-											
EMT2130GK	6,8	1/3	220-240V 50Hz 1~	CSIR	HST	LBP	390	1,34	222	1,08	55	-	-	205	263	330	407	497	8	171	12,1	F	520	180	POE 22	C/V	DWG01	SM05	EMT2130GK
											45	150	200	257	326	406	500	605											
NEK2130GK	7,4	1/3	220-240V 50Hz 1~	CSIR	HST	LBP	399	1,32	210	0,99	55	-	-	202	267	341	425	521	10,9	200		F	520	350	POE 22	C/V	DWG03	SM05	NEK2130GK
											45	131	188	255	332	421	523	639											
NEK2134GK	8,8	1/2	220-240V 50Hz 1~	CSIR	HST	LBP	464	1,3	253	1	55	-	-	239	313	401	501	611	11	200	16,1	F	520	350	POE 22	C/V	DWG03	SM05	NEK2134GK
											45	170	227	302	394	501	621	753											
NEK2134GK	8,8	1/2	100V 50/60Hz 1~	CSIR	HST	LBP	448	1,19	235	0,86	55	-	-	233	305	390	486	595	11,6	206	34	F	520	350	POE 22	C/V	DWG04	SM04	NEK2134GK
											45	165	223	295	330	486	603	735											
NEK2134GK	8,8	1/2	100V 50/60Hz 1~	CSR	HST	LBP	452	1,28	237	0,93	55	-	-	236	309	394	491	600	11,6	206	34	F	520	350	POE 22	C/V	DWG04	SM06	NEK2134GK
											45	169	225	297	332	487	606	741											
NEU2140GK	8,8	1/2	220-240V 50Hz 1~	CSIR	HST	LBP	486	1,36	275	1,13	55	-	-	260	339	432	536	654	10,6	200	13,5	F	520	350	POE 22	C/V	DWG03	SM05	NEU2140GK
											45	183	246	326	421	531	658	801											
NEU2140GK	8,8	1/2	200-230V 50Hz / 208-230V 60Hz 1~	CSIR	HST	LBP	480	1,34	270	1,11	55	-	-	-	-	-	-	-	11,2	200	18	F	520	350	POE 22	C/V	DWG03	SM05	NEU2140GK
											45	-	-	-	-	-	-	-											
NEK2150GK	12,1	3/4	220-240V 50Hz 1~	CSIR	HST	LBP	605	1,24	304	0,91	55	-	-	326	419	529	657	807	11,6	206	19,5	F	520	350	POE 22	C/V	DWG03	SM05	NEK2150GK
											45	235	313	408	522	657	814	995											
NEK2150GK	12,1	1/2	100V 50/60Hz 1~	CSR	HST	LBP	604	1,28	304	0,8	55	-	-	299	395	509	640	788	11,6	206	44	F	520	350	POE 22	C/V	DWG04	SM06	NEK2150GK
											45	212	286	381	429	634	791	969											
NEU2155GK	12,1	3/4	220-240V 50Hz 1~	CSIR	HST	LBP	658	1,32	368	1,08	55	-	-	413	477	546	713	870	11,1	206	18	F	520	350	POE 22	C/V	DWG03	SM05	NEU2155GK
											45	246	328	432	557	705	875	1067											
NEK2168GK	14,3	3/4	220-240V 50Hz 1~	CSIR	HST	LBP	688	1,13	360	0,95	55	-	-	358	468	596	743	909	11,6	206	24	F	520	350	POE 22	C/V	DWG03	SM05	NEK2168GK
											45	259	345	454	587	742	921	1123											
NEK2168GK	14,3	3/4	220-240V 50Hz 1~	CSR	HST	LBP	707	1,28	380	0,97	55	-	-	371	484	618	771	944	11,6	206	24	F	520	350	POE 22	C/V	DWG03	SM06	NEK2168GK
											45	263	353	466	605	767	955	1166											
NEU2168GK	14,3	3/4	220-240V 50Hz 1~	CSIR	HST	LBP	744	1,27	416	1,08	55	-	-	298	522	661	814	982	11,6	206	22	F	520	350	POE 22	C/V	DWG03	SM05	NEU2168GK
											45	271	372	496	642	810	1000	1213											
NEU2168GJ	14,3	3/4	220-240V 50Hz 1~	CSR	HST	LBP	776	1,44	437	1,21	55	-	-	411	537	684	852	1042	11,6	206	22	F	520	350	POE 22	C/V	DWG03	SM06	NEU2168GJ
											45	293	391	514	664	838	1038	1264											
NT2168GK	14,5	3/4	200-240V 50Hz / 230V 60Hz 1~	CSIR	HST	LBP	642	1,28	354	1,03	55	-	-	319	422	542	685	859	17	220	25	F	520	450	POE 22	C/V	DWG16	SM19	NT2168GK
											45	206	310	423	549	698	875	1089											
NT2168GK	14,5	3/4	200-240V 50Hz / 230V 60Hz 1~	CSR	HST	LBP	642	1,28	354	1,03	55	-	-	319	422	542	685	859	17	220	25	F	520	450	POE 22	C/V	DWG16	SM23	NT2168GK
											45	206	310	423	549	698	875	1089											

CONTINUE...

Note: Return gas temperature in EN12900 conditions for EM and NE series is 32°C for NT and NJ series is 20°C

## R404A/R507/R452A • LBP • 50Hz - EU portfolio

...FOLLOW

MODEL	DISPL. cm <sup>3</sup>	HP	VOLTAGE/FREQUENCY	MOTOR TYPE	TORQUE	APPLICATION	RATED POINT - ASHRAE -23,3 °C / 54,4 °C		RATED POINT - EN12900 -35 °C / 40 °C		CONDENSING TEMPERATURE °C	COOLING CAPACITY EN12900 EVAPORATING TEMPERATURE °C W						WEIGHT kg	MAX HEIGHT A mm	LRA A	COOLING TYPE	FAN AIR FLOW m <sup>3</sup> /h	OIL		EXP DEVICE	DRAWINGS		MODEL	
							CAPACITY W	EFFICIENCY W/W	CAPACITY W	EFFICIENCY W/W		-40	-35	-30	-25	-20	-15						-10	CHARGE cm <sup>3</sup>		TYPE	EXTERNAL VIEW REFERENCE		WIRING DIAGRAM REFERENCE
NEK2172GK	16,8	3/4	220V 50Hz 1 ~	CSR	HST	LBP	824	1,27	461	1,04	55	-	-	439	570	722	895	1090	11,8	206	26	F	520	350	POE 22	C/V	DWG03	SM06	NEK2172GK
											45	312	420	553	711	894	1103	1336											
NEU2178GK	16,8	1	220-240V 50Hz 1~	CSR	HST	LBP	914	1,42	501	1,14	55	-	-	468	605	765	947	1152	11,6	206	21	F	520	350	POE 22	C/V	DWG03	SM06	NEU2178GK
											45	334	447	586	753	947	1168	1416											
NT2178GK	17,4	3/4	220-240V 50Hz 1~	CSIR	HST	LBP	782	1,3	416	0,98	55	-	-	378	502	647	812	997	17	220	25	F	520	450	POE 22	C/V	DWG16	SM19	NT2178GK
											45	273	373	502	659	844	1057	1297											
NT2178GK	17,4	3/4	220-240V 50Hz 1~	CSR	HST	LBP	802	1,42	420	0,91	55	-	-	385	513	663	835	1030	17	220	25	F	520	450	POE 22	C/V	DWG16	SM23	NT2178GK
											45	257	375	513	671	854	1062	1300											
NT2178GK	17,4	3/4	200-240V 50Hz / 230V 60Hz 1 ~	CSIR	HST	LBP	800	1,15	419	0,89	55	-	-	399	516	651	806	983	17	220	26	F	520	450	POE 22	C/V	DWG16	SM19	NT2178GK
											45	283	396	526	676	853	1056	1290											
NT2178GK	17,4	3/4	200-240V 50Hz / 230V 60Hz 1 ~	CSR	HST	LBP	854	1,47	447	1,14	55	-	-	399	516	651	806	983	17	220	26	F	520	450	POE 22	C/V	DWG16	SM23	NT2178GK
											45	283	396	526	676	853	1056	1290											
NT2178GK	17,4	3/4	100V 50/60Hz 1 ~	CSR	HST	LBP	812	1,3	425	0,98	55	-	-	392	520	674	854	1063	16,7	220	25	F	520	450	POE 22	C/V	DWG17	SM23	NT2178GK
											45	292	394	525	685	878	1105	1372											
NT2180GK	20,4	1	220-240V 50Hz 1~	CSIR	HST	LBP	935	1,25	490	0,95	55	-	-	461	601	767	958	1176	17,4	234	35	F	520	450	POE 22	C/V	DWG16	SM19	NT2180GK
											45	323	453	604	778	977	1203	1458											
NT2180GK	20,4	1	220-240V 50Hz 1~	CSR	HST	LBP	935	1,36	530	1,05	55	-	-	483	640	814	1007	1224	17,4	234	35	F	520	450	POE 22	C/V	DWG16	SM23	NT2180GK
											45	332	468	625	814	1034	1286	1573											
NT2192GK	22,4	1	220-240V 50Hz 1~	CSIR	HST	LBP	1053	1,3	551	1,03	55	-	-	518	675	860	1074	1321	17,5	234	35	F	520	450	POE 22	C/V	DWG16	SM19	NT2192GK
											45	373	506	669	865	1100	1375,03	1693											
NT2192GK	22,4	1	220-240V 50Hz 1~	CSR	HST	LBP	1089	1,47	568	1,06	55	-	-	522	681	867	1083	1330	17,5	234	35	F	520	450	POE 22	C/V	DWG16	SM23	NT2192GK
											45	367	505	672	869	1100	1366	1669											
NT2192GS	22,4	1	200V 50/60Hz 3 ~	3PHASE	HST	LBP	1049	1,35	549	1,07	55	-	-	516	675	860	1072	1315	18,3	250	28	F	520	650	POE 22	C/V	DWG17	SM27	NT2192GS
											45	364	504	673	872	1106	1378	1690											
NJ2192GJ	26,1	1 1/4	220-240V 50Hz 1~	CSR	HST	LBP	1188	1,25	585	0,97	55	-	-	530	722	938	1179	1444	21	277	26	F	800	750	POE 22	C/V	DWG14	SM16	NJ2192GJ
											45	348	509	705	936	1203	1505	1842											
NJ2192GS	26,1	1 1/4	380-420V 50Hz / 440-480V 60Hz 3 ~	3PHASE	HST	LBP	1128	1,23	591	0,85	55	-	-	529	718	939	1198	1497	19,7	265	15	F	800	750	POE 22	C/V	DWG14	SM18	NJ2192GS
											45	320	516	730	968	1235	1533	1868											
NT2210GK	26,2	1 1/3	220-240V 50Hz 1~	CSR	HST	LBP	1306	1,4	685	1,06	55	-	-	640	839	1069	1331	1624	17,9	234	33	F	520	450	POE 22	C/V	DWG17	SM26	NT2210GK
											45	431	597	804	1052	1340	1670	2041											
NT2212GK	27,8	1 1/2	220-240V 50Hz 1~	CSR	HST	LBP	1373	1,37	719	1,07	55	-	-	688	888	1127	1405	1728	18,3	250	33	F	520	650	POE 22	C/V	DWG17	SM26	NT2212GK
											45	503	671	876	1125	1421	1770	2174											
NT2212GS	27,8	1 1/4	200V 50/60Hz 3 ~	3PHASE	HST	LBP	1571	1,31	-	-	55	-	-	-	-	-	-	-	18	250	-	F	520	650	POE 22	C/V	DWG17	SM27	NT2212GS
											45	-	-	-	-	-	-	-											
NJ2212GJ	34,4	1 1/2	220-240V 50Hz 1~	CSR	HST	LBP	1592	1,31	809	1,06	55	-	-	727	978	1262	1578	1923	21,5	277	36	F	800	750	POE 22	C/V	DWG14	SM16	NJ2212GJ
											45	472	694	961	1276	1637	2040,98	2487											
NJ2212GS	34,4	1 1/2	380-420V 50Hz / 440-480V 60Hz 3 ~	3PHASE	HST	LBP	1481	1,3	796	1	55	-	-	660	919	1220	1565	1953	20,4	277	13	F	800	750	POE 22	C/V	DWG14	SM18	NJ2212GS
											45	506	697	946	1256	1626	2055	2544											
NJX2219GS	38,0	2	400V 50Hz / 440V 60Hz 3 ~	3PHASE	HST	LBP	2164	1,47	1181	1,2	55	-	-	1052	1374	1749	2177	2658	21,8	277	23	F	800	750	POE 22	C/V	DWG14	SM18	NJX2219GS
											45	775	1025	1343	1731	2186	2710	3303											

\* MODEL UNDER DEVELOPMENT

Note: Return gas temperature in EN12900 conditions for EM and NE series is 32°C for NT and NJ series is 20°C

### R404A/R507 • MBP - M/HBP • 50Hz - EU portfolio

MODEL	DISPL. cm <sup>3</sup>	HP	VOLTAGE/FREQUENCY	MOTOR TYPE	TORQUE	APPLICATION	RATED POINT - ASHRAE 7,2 °C / 54,4 °C		RATED POINT - EN12900 -10 °C / 45 °C		CONDENSING TEMPERATURE °C	COOLING CAPACITY EN12900							WEIGHT kg	MAX HEIGHT A mm	LRA A	COOLING TYPE	FAN AIR FLOW m <sup>3</sup> /h	OIL		EXP DEVICE	DRAWINGS		MODEL
							CAPACITY W	EFFICIENCY W/W	CAPACITY W	EFFICIENCY W/W		EVAPORATING TEMPERATURE °C												CHARGE cm <sup>3</sup>	TYPE		EXTERNAL VIEW REFERENCE	WIRING DIAGRAM REFERENCE	
												-20	-15	-10	-5	0	5	10											
EMT6144GK	4,0	1/4	220-240V 50Hz 1 ~	CSIR	HST	MBP	679	2,39	378	1,9	55	-	-	303	370	448	535	634	7,8	166	7,7	F	270	180	POE 22	C/V	DWG01	SM05	EMT6144GK
											45	246	307	377	458	551	656	773											
EMT6152GK	4,5	1/4	220-240V 50Hz 1 ~	CSIR	HST	MBP	758	2,3	424	1,85	55	-	-	339	413	497	593	699	7,8	166	8,5	F	520	180	POE 22	C/V	DWG01	SM05	EMT6152GK
											45	275	344	422	511	614	731	861											
EMT6165GK	5,2	1/3	220-240V 50Hz 1 ~	CSIR	HST	MBP	877	2,23	484	1,76	55	-	-	384	471	570	682	808	7,8	166	10,4	F	520	180	POE 22	C/V	DWG01	SM05	EMT6165GK
											45	315	392	482	586	706	840	989											
NEK6165GK	6,2	1/3	220-240V 50Hz 1 ~	CSIR	HST	MBP	966	2,05	542	1,64	55	-	-	443	533	639	759	895	10,4	187	12,4	F	520	350	POE 22	C/V	DWG03	SM05	NEK6165GK
											45	388	454	542	650	781	931	1103											
NEU6181GK	6,2	1/3	200-230V 50Hz / 208-230V 60Hz 1 ~	CSIR	HST	MBP	1028	2,26	-	-	55	-	-	-	-	-	-	10,7	200	18	F	520	350	POE 22	C/V	DWG03	SM05	NEU6181GK	
											45	-	-	-	-	-	-												-
NEK6181GK	7,3	1/3	220-240V 50Hz 1 ~	CSIR	HST	MBP	1089	2,12	599	1,66	55	-	-	483	587	711	853	1013	10,4	187	12	F	520	350	POE 22	C/V	DWG03	SM05	NEK6181GK
											45	405	491	599	730	882	1057	1252											
NEU6210GK	7,3	1/3	220-240V 50Hz 1 ~	CSIR	HST	MBP	1153	2,3	645	1,76	55	-	-	521	642	780	933	1103	10	200	16	F	520	350	POE 22	C/V	DWG03	SM05	NEU6210GK
											45	408	517	645	791	956	1139	1341											
NEU6210GK	7,3	1/3	200-230V 50Hz / 208-230V 60Hz 1 ~	CSIR	HST	MBP	1182	2,43	-	-	55	-	-	-	-	-	-	11,1	200	21	F	520	350	POE 22	C/V	DWG03	SM05	NEU6210GK	
											45	-	-	-	-	-	-												-
NEU6210GK	7,3	1/3	200-230V 50Hz / 208-230V 60Hz 1 ~	CSR	HST	MBP	1195	2,62	-	-	55	-	-	-	-	-	-	11,1	200	21	F	520	350	POE 22	C/V	DWG03	SM06	NEU6210GK	
											45	-	-	-	-	-	-												-
NEK6210GK	8,8	1/2	220-240V 50Hz 1 ~	CSIR	HST	MBP	1304	2,07	724	1,68	55	-	-	571	698	849	1021	1216	11	200	16,1	F	520	350	POE 22	C/V	DWG03	SM05	NEK6210GK
											45	500	598	724	877	1058	1265	1499											
NEK6210GK	8,8	1/2	100V 50/60 HZ 1 ~	CSIR	HST	MBP	1340	1,98	733	1,46	55	-	-	586	723	879	1054	1247	11	200	38	F	520	350	POE 22	C/V	DWG03	SM05	NEK6210GK
											45	468	589	733	900	1091	1305	1540											
NEU6212GK	8,8	1/2	220-240V 50Hz 1 ~	CSIR	HST	MBP	1438	2,23	792	1,74	55	-	-	643	788	952	1134	1336	10,6	200	19	F	520	350	POE 22	C/V	DWG03	SM05	NEU6212GK
											45	505	638	793	970	1169	1390	1632											
NEU6214GK	10,0	1/2	200-230V 50Hz / 208-230V 60Hz 1 ~	CSIR	HST	MBP	1628	2,27	-	-	55	-	-	-	-	-	-	11,6	206	26	F	520	350	POE 22	C/V	DWG03	SM05	NEU6214GK	
											45	-	-	-	-	-	-												-
NEU6214GK	10,0	1/2	200-230V 50Hz / 208-230V 60Hz 1 ~	CSR	HST	MBP	1659	2,5	-	-	55	-	-	-	-	-	-	11,6	206	26	F	520	350	POE 22	C/V	DWG03	SM06	NEU6214GK	
											45	-	-	-	-	-	-												-
NEK6213GK	12,1	1/2	220-240V 50Hz 1 ~	CSIR	HST	MBP	1780	1,9	972	1,46	55	-	-	788	958	1150	1366	1603	11,2	206	19,3	F	520	350	POE 22	C/V	DWG03	SM05	NEK6213GK
											45	666	804	972	1171	1403	1666	1963											
NEU6215GK	12,1	3/4	220-240V 50Hz 1 ~	CSIR	HST	MBP	1862	1,92	1239	1,99	55	-	-	884	1072	1281	1510	1762	11,5	206	22	F	520	350	POE 22	C/V	DWG03	SM05	NEU6215GK
											45	717	889	1087	1313	1564	1843	2148											
NEU6215GK	12,1	3/4	220-240V 50Hz 1 ~	CSR	HST	MBP	1929	2,23	1267	2,2	55	-	-	904	1098	1318	1566	1840	11,5	206	22	F	520	350	POE 22	C/V	DWG03	SM06	NEU6215GK
											45	728	903	1108	1342	1605	1898	2221											
NT6217GK	12,6	3/4	200-240V 50Hz / 230V 60Hz 1 ~	CSIR	HST	MBP	1819	2,26	915	1,51	55	-	-	699	870	1068	1294	1548	17	220	25	F	520	450	POE 22	C/V	DWG16	SM19	NT6217GK
											45	585	732	915	1132	1384	1672	1994											
NT6217GK	12,6	3/4	200-240V 50Hz / 230V 60Hz 1 ~	CSR	HST	MBP	1890	2,35	891	1,73	55	-	-	692	878	1095	1339	1381	17	220	25	F	520	450	POE 22	C/V	DWG16	SM23	NT6217GK
											45	535	691	891	1130	1406	1713	2048											
NEK6217GK	14,3	3/4	220-240V 50Hz 1 ~	CSR	HST	MBP	2075	2,05	1166	1,69	55	-	-	955	1157	1386	1638	1916	11,6	206	21,5	F	520	350	POE 22	C/V	DWG03	SM06	NEK6217GK
											45	777	954	1166	1411	1690	2003	2347											
NEU6220GK	14,3	3/4	220-240V 50Hz 1 ~	CSR	HST	MBP	2270	2,17	1382	1,8	55	-	-	-	-	-	-	11,5	206	25	F	520	350	POE 22	C/V	DWG03	SM06	NEU6220GK	
											45	-	-	-	-	-	-												-
NT6220GK	14,5	3/4	200-240V 50Hz / 230V 60Hz 1 ~	CSIR	HST	MBP	2119	2,21	1080	1,67	55	-	-	853	1061	1307	1589	1907	17	220	31	F	520	450	POE 22	C/V	DWG16	SM19	NT6220GK
											45	678	858	1080	1342	1645	1985	2362											
NT6220GK	14,5	3/4	200-240V 50Hz / 230V 60Hz 1 ~	CSR	HST	MBP	2206	2,37	1085	1,73	55	-	-	861	1067	1305	1574	1876	17	220	31	F	520	450	POE 22	C/V	DWG16	SM23	NT6220GK
											45	680	870	1096	1358	1657	1993	2365											
NT6222GK	17,4	3/4	200-240V 50Hz / 230V 60Hz 1 ~	CSIR	HST	MBP	2489	2,09	1280	1,62	55	-	-	1025	1275	1557	1869	2210	17	220	37	F	520	450	POE 22	C/V	DWG16	SM19	NT6222GK
											45	835	1057	1322	1631	1980	2369	2797											
NT6222GK	17,4	3/4	200-240V 50Hz / 230V 60Hz 1 ~	CSR	HST	MBP	2488	2,26	1307	1,7	55	-	-	1040	1294	1583	1903	2247	17	220	37	F	520	450	POE 22	C/V	DWG16	SM23	NT6222GK
											45	810	1032	1307	1629	1992	2388	2813											
NT6222GK	17,4	3/4	220-240V 50Hz 1 ~	CSIR	HST	MBP	2482	2,02	1287	1,5	55	-	-	995	1233	1520	1850	2222	17,2	220	30	F	520	450	POE 22	C/V	DWG16	SM19	NT6222GK
											45	839	1034	1287	1597	1960	2371	2830											
NT6222GK	17,4	3/4	220-240V 50Hz 1 ~	CSR	HST	MBP	2688	2,41	1332	1,63	55	-	-	1038	1276	1551	1866	2226	17,2	220	30	F	520	450	POE 22	C/V	DWG16	SM23	NT6222GK
											45	846	1071	1332	1635														

### R404A/R507/R452A • LBP • 60Hz - EU portfolio

MODEL	DISPL. cm <sup>3</sup>	HP	VOLTAGE/FREQUENCY	MOTOR TYPE	TORQUE	APPLICATION	RATED POINT - ASHRAE -23,3 °C / 54,4 °C		RATED POINT - ARI540 -23,3 °C / 48,9 °C		CONDENSING TEMPERATURE °C	COOLING CAPACITY ARI 540							WEIGHT kg	MAX HEIGHT A mm	LRA A	COOLING TYPE	FAN AIR FLOW m <sup>3</sup> /h	OIL		EXP DEVICE	DRAWINGS		MODEL
							CAPACITY W	EFFICIENCY W/W	CAPACITY W	EFFICIENCY W/W		EVAPORATING TEMPERATURE °C												CHARGE cm <sup>3</sup>	TYPE		EXTERNAL VIEW REFERENCE	WIRING DIAGRAM REFERENCE	
												-40	-35	-30	-25	-20	-15	-10											
NEK2117GK	4,5	1/4	115V 60Hz 1 ~	CSIR	HST	LBP	287	1,19	211	0,89	55	-	-	119	154	195	243	296	10,4	187	28,5	F	520	350	POE 22	C/V	DWG04	SM04	NEK2117GK
											45	92	117	151	197	251	312	379											
NEK2121GK	5,4	1/3	115V 60Hz 1 ~	CSIR	HST	LBP	355	1,24	261	0,92	55	-	-	149	191	240	296	359	10,4	187	26,5	F	520	350	POE 22	C/V	DWG04	SM04	NEK2121GK
											45	118	151	193	245	306	376	454											
NEK2125GK	6,2	1/3	200-230V 50Hz / 208-230V 60Hz 1 ~	CSIR	HST	LBP	-	-	262	0,91	55	-	-	153	202	261	327	402	10,4	188	13	F	520	350	POE 22	C/V	DWG04	SM04	NEK2125GK
											45	110	152	205	269	345	432	530											
NEK2125GK	6,2	1/3	200-230V 50Hz / 208-230V 60Hz 1 ~	CSR	HST	LBP	-	-	265	0,96	55	-	-	155	207	268	338	418	10,4	188	13	F	520	350	POE 22	C/V	DWG04	SM06	NEK2125GK
											45	111	152	204	269	346	435	537											
NEK2125GK	6,2	1/3	115V 60Hz 1 ~	CSIR	HST	LBP	427	1,32	314	0,99	55	-	-	183	231	287	350	420	10,4	187	26,5	F	520	350	POE 22	C/V	DWG04	SM04	NEK2125GK
											45	141	179	228	288	359	440	530											
NEK2125GK	6,2	1/3	100V 50/60Hz 1 ~	CSIR	HST	LBP	399	1,25	-	-	55	-	-	-	-	-	-	-	11,2	206	32	F	520	350	POE 22	C/V	DWG04	SM04	NEK2125GK
											45	-	-	-	-	-	-	-											
NEK2125GK	6,2	1/3	100V 50/60Hz 1 ~	CSR	HST	LBP	405	1,36	-	-	55	-	-	-	-	-	-	-	11,2	206	32	F	520	350	POE 22	C/V	DWG04	SM06	NEK2125GK
											45	-	-	-	-	-	-	-											
NEK2134GK	8,8	1/2	100V 50/60Hz 1 ~	CSIR	HST	LBP	529	1,24	387	0,93	55	-	-	218	284	357	448	544	11,5	206	34	F	520	350	POE 22	C/V	DWG04	SM04	NEK2134GK
											45	161	224	292	382	482	589	706											
NEK2134GK	8,8	1/2	100V 50/60Hz 1 ~	CSR	HST	LBP	533	1,33	391	1	55	-	-	219	286	362	447	539	11,5	206	34	F	520	350	POE 22	C/V	DWG04	SM06	NEK2134GK
											45	171	222	291	369	469	582	697											
NEK2134GK	8,8	1/2	208-230V 60Hz 1 ~	CSIR	HST	LBP	544	1,3	400	0,97	55	-	-	223	290	368	457	554	11,6	206	20	F	520	350	POE 22	C/V	DWG04	SM04	NEK2134GK
											45	164	220	290	375	472	583	707											
NEK2134GK	8,8	1/2	115V 60Hz 1 ~	CSIR	HST	LBP	571	1,32	420	0,99	55	-	-	236	307	387	476	573	11	200	40	F	520	350	POE 22	C/V	DWG04	SM04	NEK2134GK
											45	173	231	303	387	485	594	714											
NEU2140GK	8,8	1/2	115-127V 60Hz 1 ~	CSIR	HST	LBP	564	1,34	409	0,99	55	-	-	240	317	407	512	630	11,3	200	30	F	520	350	POE 22	C/V	DWG04	SM04	NEU2140GK
											45	175	238	318	413	525	653	797											
NEU2140GK	8,8	1/2	115-127V 60Hz 1 ~	CSR	HST	LBP	573	1,45	414	1,07	55	-	-	244	323	415	520	639	11,3	200	30	F	520	350	POE 22	C/V	DWG04	SM06	NEU2140GK
											45	178	240	320	418	534	667	818											
NEU2140GK	8,8	1/2	200-230V 50Hz / 208-230V 60Hz 1 ~	CSIR	HST	LBP	568	1,36	409	0,99	55	-	-	-	-	-	-	-	11,2	200	18	F	520	350	POE 22	C/V	DWG04	SM04	NEU2140GK
											45	-	-	-	-	-	-	-											
NEK2150GK	12,1	1/2	208-230V 60Hz 1 ~	CSIR	HST	LBP	718	1,25	509	0,89	55	-	-	288	371	468	580	706	11,6	206	20	F	520	350	POE 22	C/V	DWG04	SM04	NEK2150GK
											45	235	297	379	481	603	744	902											
NEK2150GK	12,1	1/2	100V 50/60Hz 1 ~	CSR	HST	LBP	711	1,35	512	0,98	55	-	-	285	372	472	586	711	11,6	206	20	F	520	350	POE 22	C/V	DWG04	SM06	NEK2150GK
											45	213	283	374	482	607	747	901											
NEK2150GK	12,1	1/2	115-127V 60Hz 1 ~	CSIR	HST	LBP	710	1,25	502	0,86	55	-	-	298	385	486	599	725	11,6	206	42	F	520	350	POE 22	C/V	DWG04	SM04	NEK2150GK
											45	231	300	389	496	622	766	927											
NEK2150GK	12,1	1/2	115-127V 60Hz 1 ~	CSR	HST	LBP	724	1,36	498	0,91	55	-	-	325	423	538	669	818	11,6	206	42	F	520	350	POE 22	C/V	DWG04	SM06	NEK2150GK
											45	250	324	421	541	683	848	1036											
NEU2155GK	12,1	3/4	115-127V 60Hz 1 ~	CSIR	HST	LBP	763	1,3	559	0,99	55	-	-	332	435	553	687	836	11,3	206	40	F	520	350	POE 22	C/V	DWG04	SM04	NEU2155GK
											45	240	326	434	564	715	888	1083											
NEU2155GK	12,1	3/4	115-127V 60Hz 1 ~	CSR	HST	LBP	774	1,42	563	1,07	55	-	-	331	437	562	707	870	11,3	206	40	F	520	350	POE 22	C/V	DWG04	SM06	NEU2155GK
											45	240	326	435	567	723	901	1104											
NEU2155GK	12,1	3/4	208-230V 60Hz 1 ~	CSIR	HST	LBP	771	1,29	560	0,99	55	-	-	-	-	-	-	-	11,2	206	23	F	520	350	POE 22	C/V	DWG04	SM04	NEU2155GK
											45	-	-	-	-	-	-	-											
NEU2155GK	12,1	3/4	208-230V 60Hz 1 ~	CSR	HST	LBP	784	1,45	570	1,03	55	-	-	-	-	-	-	-	11,2	206	23	F	520	350	POE 22	C/V	DWG04	SM06	NEU2155GK
											45	-	-	-	-	-	-	-											
NEK2168GK	14,3	3/4	115-127V 60Hz 1 ~	CSR	HST	LBP	833	1,34	577	0,95	55	-	-	334	443	569	714	875	11,6	206	46	F	520	350	POE 22	C/V	DWG04	SM06	NEK2168GK
											45	244	336	449	585	741	920	1119											
NEK2168GK	14,3	3/4	208-230V 60Hz 1 ~	CSR	HST	LBP	816	1,29	584	0,94	55	-	-	343	456	589	740	911	11,6	206	27	F	520	350	POE 22	C/V	DWG04	SM06	NEK2168GK
											45	244	333	448	588	753	943	1159											
NEU2168GK	14,3	3/4	115-127V 60Hz 1 ~	CSR	HST	LBP	900	1,42	649	1,05	55	-	-	389	511	655	820	1007	11,6	206	49	F	520	350	POE 22	C/V	DWG04	SM06	NEU2168GK
											45	285	381	505	655	833	1038	1270											
NEU2168GK	14,3	3/4	208-230V 60Hz 1 ~	CSR	HST	LBP	927	1,44	673	1,03	55	-	-	-	-	-	-	-	11,6	206	29	F	520	350	POE 22	C/V	DWG04	SM06	NEU2168GK
											45	-	-	-	-	-	-	-											

CONTINUE...

Note: Return gas temperature in EN12900 conditions for EM and NE series is 32°C for NT and NJ series is 20°C

# R404A/R507/R452A • LBP • 60Hz - EU portfolio

... FOLLOW

MODEL	DISPL. cm <sup>3</sup>	HP	VOLTAGE/FREQUENCY	MOTOR TYPE	TORQUE	APPLICATION	RATED POINT - ASHRAE -23,3 °C / 54,4 °C		RATED POINT - ARI540 -23,3 °C / 48,9 °C		CONDENSING TEMPERATURE °C	COOLING CAPACITY ARI 540							WEIGHT kg	MAX HEIGHT A mm	LRA A	COOLING TYPE	FAN AIR FLOW m <sup>3</sup> /h	OIL		EXP DEVICE	DRAWINGS		MODEL
							CAPACITY W	EFFICIENCY W/W	CAPACITY W	EFFICIENCY W/W		EVAPORATING TEMPERATURE °C												CHARGE cm <sup>3</sup>	TYPE		EXTERNAL VIEW REFERENCE	WIRING DIAGRAM REFERENCE	
												-40	-35	-30	-25	-20	-15	-10											
NT2168GK(V)	14,5	3/4	115V 60Hz 1 ~	CSR	HST	LBP	830	1,41	610	1,03	55	-	-	331	455	599	765	954	17	220	54,5	F	520	450	POE 22	C/V	DWG17	SM21	NT2168GK(V)
											45	231	340	470	622	799	1003	1234											
NT2168GK(V)	14,5	3/4	208-230V 60Hz 1 ~	CSR	HST	LBP	838	1,42	616	1,03	55	-	-	305	426	572	746	945	16,7	220	29	F	520	450	POE 22	C/V	DWG16	SM23	NT2168GK(V)
											45	219	323	455	614	801	1015	1257											
NEU2178GK	16,8	1	115-127V 60Hz 1 ~	CSR	HST	LBP	1055	1,35	758	1,00	55	-	-	456	595	758	945	1156	11,6	206	53	F	520	350	POE 22	C/V	DWG04	SM06	NEU2178GK
											45	330	443	586	759	962	1195	1458											
NEU2178GK	16,8	1	208-230V 60Hz 1 ~	CSR	HST	LBP	1055	1,37	763	1,00	55	-	-	466	610	769	945	1136	11,5	206	29	F	520	350	POE 22	C/V	DWG04	SM06	NEU2178GK
											45	343	479	637	817	1018	1242	1488											
NT2178GK(V)	17,4	3/4	100V 50/60Hz 1 ~	CSR	HST	LBP	1013	1,36	583	0,82	55	-	-	378	510	666	848	1055	16,7	220	60	F	520	450	POE 22	C/V	DWG17	SM21	NT2178GK(V)
											45	280	393	535	703	899	1121	1366											
NT2178GK(V)	17,4	1	115V 60Hz 1 ~	CSR	HST	LBP	1050	1,41	772	1,05	55	-	-	422	562	722	901	1098	17	220	66	F	520	450	POE 22	C/V	DWG17	SM21	NT2178GK(V)
											45	288	415	566	744	945	1169	1415											
NT2178GK(V)	17,4	1	208-230V 60Hz 1 ~	CSR	HST	LBP	1070	1,35	750	0,9	55	-	-	418	563	735	935	1166	17	220	35,5	F	520	450	POE 22	C/V	DWG16	SM23	NT2178GK(V)
											45	281	410	570	760	981	1233	1516											
NT2178GK(V)	17,4	1	200-240V 50Hz / 230V 60Hz 1 ~	CSIR	HST	LBP	1006	1,28	-	-	55	-	-	-	-	-	-	-	17	220	26	F	520	450	POE 22	C/V	DWG16	SM20	NT2178GK(V)
											45	-	-	-	-	-	-	-											
NT2178GK(V)	17,4	1	200-240V 50Hz / 230V 60Hz 1 ~	CSR	HST	LBP	1002	1,42	-	-	55	-	-	-	-	-	-	-	17	220	26	F	520	450	POE 22	C/V	DWG16	SM23	NT2178GK(V)
											45	-	-	-	-	-	-	-											
NT2180GK(V)	20,4	1	208-230V 60Hz 1 ~	CSR	HST	LBP	1161	1,32	854	0,99	55	-	-	456	610	782	973	1184	17,5	234	40	F	520	450	POE 22	C/V	DWG16	SM23	NT2180GK(V)
											45	296	440	610	809	1038	1298	1590											
NT2180GK(V)	20,4	1	115V 60Hz 1 ~	CSR	HST	LBP	1204	1,36	902	1,05	55	-	-	458	638	852	1099	1379	17,5	220	66	F	520	450	POE 22	C/V	DWG17	SM21	NT2180GK(V)
											45	294	456	648	870	1122	1404	1716											
NT2180GK(V)	20,4	1	115-127V 60Hz 1 ~	CSR	HST	LBP	1206	1,37	-	-	55	-	-	-	-	-	-	-	16,7	220	57	F	520	450	POE 22	C/V	DWG17	SM21	NT2180GK(V)
											45	-	-	-	-	-	-	-											
NT2192G5	22,4	1	200V 50/60Hz 3 ~	3PHASE	HST	LBP	1220	1,29	897	0,99	55	-	-	492	655	844	1060	1297	18	250	28,5	F	520	650	POE 22	C/V	DWG17	SM27	NT2192G5
											45	347	487	660	867	1104	1372	1668											
NT2192GK(V)	22,4	1	208-230V 60Hz 1 ~	CSR	HST	LBP	1262	1,43	951	1,05	55	-	-	508	706	936	1197	1490	18	234	40	F	520	450	POE 22	C/V	DWG16	SM23	NT2192GK(V)
											45	307	490	708	961	1249	1573	1932											
NT2192GK(V)	22,4	1	115V 60Hz 1 ~	CSR	HST	LBP	1283	1,41	943	1,02	55	-	-	541	710	917	1160	1438	17,5	234	56	F	520	450	POE 22	C/V	DWG17	SM21	NT2192GK(V)
											45	385	535	727	960	1233	1543	1890											
NJ2192GK	26,1	1 1/4	115V 60Hz 1 ~	CSR	HST	LBP	1319	1,3	968	0,96	55	-	-	444	600	783	993	1234	21,7	277	98	F	800	750	POE 22	C/V	DWG14	SM16	NJ2192GK
											45	270	440	624	827	1052	1303	1582											
NJ2192GJ	26,1	1 1/4	208-230V 60Hz 1 ~	CSR	HST	LBP	1399	1,33	970	0,96	55	-	-	405	589	791	1010	1245	21,8	277	44	F	800	750	POE 22	C/V	DWG14	SM16	NJ2192GJ
											45	203	390	594	814	1052	1309	1586											
NJ2192G5	26,1	1 1/4	380-420V 50Hz / 440-480V 60Hz 3 ~	3PHASE	HST	LBP	1319	1,24	970	0,9	55	-	-	444	601	782	993	1232	19,7	265	13	F	800	750	POE 22	C/V	DWG14	SM18	NJ2192G5
											45	270	440	624	827	1052	1303	1582											
NT2212G5	27,8	1 1/3	200V 50/60Hz 3 ~	3PHASE	HST	LBP	1571	1,31	1155	0,98	55	-	-	622	822	1049	1304	1583	18	250	36	F	520	650	POE 22	C/V	DWG17	SM27	NT2212G5
											45	411	607	833	1090	1375	1687	2025											
NT2212GKV	27,8	1 1/2	115V 60Hz 1 ~	CSR	HST	LBP	1649	1,33	1213	0,99	55	-	-	660	878	1135	1432	1768	18,3	250	93	F	520	650	POE 22	C/V	DWG17	SM26	NT2212GKV
											45	446	643	880	1159	1478	1840	2242											
NT2212GK(V)	27,8	1 1/2	208-230V 60Hz 1 ~	CSR	HST	LBP	1673	1,42	1230	1,03	55	-	-	723	959	1233	1545	1894	18,3	250	45	F	520	650	POE 22	C/V	DWG17	SM26	NT2212GK(V)
											45	482	693	949	1249	1592	1980	2412											
NJ2212GK	34,4	1 1/3	115V 60Hz 1 ~	CSR	HST	LBP	1595	1,22	1173	0,9	55	-	-	594	834	1097	1386	1699	21,5	277	98	F	800	750	POE 22	C/V	DWG14	SM16	NJ2212GK
											45	359	569	819	1109	1441	1819	2241											
NJ2212GJ	34,4	1 1/2	208-230V 60Hz 1 ~	CSR	HST	LBP	1849	1,3	1183	0,91	55	-	-	613	857	1125	1414	1725	21,4	277	54	F	800	750	POE 22	C/V	DWG14	SM16	NJ2212GJ
											45	418	605	845	1138	1483	1877	2317											
NJ2212G5	34,4	1 1/2	380-420V 50Hz / 440-480V 60Hz 3 ~	3PHASE	HST	LBP	1653	1,29	1273	0,96	55	-	-	561	783	1030	1306	1616	20,4	277	20,6	F	800	750	POE 22	C/V	DWG14	SM18	NJ2212G5
											45	303	524	771	1050	1368	1733	2149											
NJX2219G5	38,0	2	400V 50Hz / 440V 60Hz 3 ~	3PHASE	HST	LBP	2611	1,45	UD	UD	55	-	-	-	-	-	-	-	21,8	277	22	F	800	750	POE 22	C/V	DWG14	SM18	NJX2219G5
											45	-	-	-	-	-	-	-											

\* MODEL UNDER DEVELOPMENT

Note: Return gas temperature in EN12900 conditions for EM and NE series is 32°C for NT and NJ series is 20°C

### R404A/R507 • MBP - M/HBP • 60Hz - EU portfolio

MODEL	DISPL. cm <sup>3</sup>	HP	VOLTAGE/FREQUENCY	MOTOR TYPE	TORQUE	APPLICATION	RATED POINT - ASHRAE 7,2 °C / 54,4 °C		RATED POINT - ARI540 -6,7 °C / 48,9 °C		CONDENSING TEMPERATURE °C	COOLING CAPACITY ARI540						WEIGHT kg	MAX HEIGHT A mm	LRA A	COOLING TYPE	FAN AIR FLOW m <sup>3</sup> /h	OIL		EXP DEVICE	DRAWINGS		MODEL	
							CAPACITY W	EFFICIENCY W/W	CAPACITY W	EFFICIENCY W/W		EVAPORATING TEMPERATURE °C											CHARGE cm <sup>3</sup>	TYPE		EXTERNAL VIEW REFERENCE	WIRING DIAGRAM REFERENCE		
												-20	-15	-10	-5	0	5												10
NEK6144GK	4,5	1/4	115V 60Hz 1~	CSIR	HST	MBP	842	2,14	400	1,28	55	-	-	291	358	435	519	613	10	187	26	F	520	350	POE 22	C/V	DWG04	SM04	NEK6144GK
NEK6144GK	4,5	1/4	208-230V 60Hz 1~	CSIR	HST	MBP	800	2,06	395	1,28	45	238	303	379	467	567	679	802	10,4	187	11,6	F	520	350	POE 22	C/V	DWG04	SM04	NEK6144GK
NEK6152GK	5,4	1/4	115V 60Hz 1~	CSIR	HST	MBP	1018	2,09	481	1,22	55	-	-	362	441	530	630	741	10,2	187	34	F	520	350	POE 22	C/V	DWG04	SM04	NEK6152GK
NEK6152GK	5,4	1/4	208-230V 60Hz 1~	CSIR	HST	MBP	970	2,01	470	1,22	45	302	375	462	553	678	808	951	10,2	187	34	F	520	350	POE 22	C/V	DWG04	SM04	NEK6152GK
NEK6165GK	6,2	1/3	115V 60Hz 1~	CSIR	HST	MBP	1150	1,97	552	1,23	55	-	-	463	558	667	790	928	10,4	187	26,5	F	520	350	POE 22	C/V	DWG04	SM04	NEK6165GK
NEK6165GK	6,2	1/3	208-230V 60Hz 1~	CSIR	HST	MBP	1100	1,89	540	1,23	45	380	458	555	671	806	958	1130	10,4	187	26,5	F	520	350	POE 22	C/V	DWG04	SM04	NEK6165GK
NEK6181GK	7,3	1/3	115V 60Hz 1~	CSIR	HST	MBP	1247	2,01	616	1,26	55	-	-	511	611	726	856	1006	10,4	187	30,5	F	520	350	POE 22	C/V	DWG04	SM04	NEK6181GK
NEK6181GK	7,3	1/3	208-230V 60Hz 1~	CSIR	HST	MBP	1190	1,93	600	1,26	45	418	504	611	738	888	1062	1265	10,4	187	30,5	F	520	350	POE 22	C/V	DWG04	SM04	NEK6181GK
NEK6181GK	7,3	1/3	115V 60Hz 1~	CSR	HST	MBP	1321	2,33	627	1,34	55	-	-	509	624	756	902	1060	10,4	187	30,5	F	520	350	POE 22	C/V	DWG04	SM06	NEK6181GK
NEK6181GK	7,3	1/3	208-230V 60Hz 1~	CSR	HST	MBP	1270	2,25	610	1,34	45	419	513	633	774	933	1106	1292	10,4	187	30,5	F	520	350	POE 22	C/V	DWG04	SM06	NEK6181GK
NEU6181GK	6,2	1/3	115-127V 60Hz 1~	CSIR	HST	MBP	1213	2,11	600	1,39	55	-	-	506	612	740	886	1048	10,4	187	17,5	F	520	350	POE 22	C/V	DWG04	SM04	NEK6181GK
NEU6181GK	6,2	1/3	208-230V 60Hz 1~	CSIR	HST	MBP	1160	2,03	580	1,39	45	432	508	616	752	913	1095	1295	10,4	187	17,5	F	520	350	POE 22	C/V	DWG04	SM04	NEK6181GK
NEU6181GK	6,2	1/3	115-127V 60Hz 1~	CSR	HST	MBP	1237	2,33	599	1,47	55	-	-	445	558	700	872	1074	10	187	31	F	520	350	POE 22	C/V	DWG04	SM06	NEU6181GK
NEU6181GK	6,2	1/3	208-230V 60Hz 1~	CSR	HST	MBP	1180	2,19	580	1,47	45	379	447	550	690	865	1076	1323	10	187	31	F	520	350	POE 22	C/V	DWG04	SM06	NEU6181GK
NEU6181GK	6,2	1/3	115-127V 60Hz 1~	CSR	HST	MBP	1237	2,33	599	1,47	55	-	-	445	558	700	872	1074	10	187	31	F	520	350	POE 22	C/V	DWG04	SM06	NEU6181GK
NEU6181GK	6,2	1/3	208-230V 60Hz 1~	CSR	HST	MBP	1180	2,19	580	1,47	45	380	453	563	712	898	1123	1386	10	187	31	F	520	350	POE 22	C/V	DWG04	SM06	NEU6181GK
NEU6210GK	7,3	1/3	115-127V 60Hz 1~	CSIR	HST	MBP	1428	2,38	687	1,41	55	-	-	493	629	799	1005	1243	10,6	200	39	F	520	350	POE 22	C/V	DWG04	SM04	NEU6210GK
NEU6210GK	7,3	1/3	208-230V 60Hz 1~	CSIR	HST	MBP	1370	2,30	670	1,41	45	426	507	634	808	1025	1289	1599	10,6	200	39	F	520	350	POE 22	C/V	DWG04	SM04	NEU6210GK
NEU6210GK	7,3	1/3	115-127V 60Hz 1~	CSR	HST	MBP	1435	2,56	689	1,51	55	-	-	496	629	796	999	1235	10,6	200	39	F	520	350	POE 22	C/V	DWG04	SM06	NEU6210GK
NEU6210GK	7,3	1/3	208-230V 60Hz 1~	CSR	HST	MBP	1380	2,48	670	1,51	45	423	510	641	817	1038	1303	1612	10,6	200	39	F	520	350	POE 22	C/V	DWG04	SM06	NEU6210GK
NEU6210GK	7,3	1/3	115-127V 60Hz 1~	CSR	HST	MBP	1435	2,56	689	1,51	55	-	-	502	631	787	970	1179	11,1	200	21	F	520	350	POE 22	C/V	DWG04	SM04	NEU6210GK
NEU6210GK	7,3	1/3	208-230V 60Hz 1~	CSR	HST	MBP	1380	2,48	670	1,51	45	426	515	641	806	1009	1250	1529	11,1	200	21	F	520	350	POE 22	C/V	DWG04	SM04	NEU6210GK
NEU6210GK	7,3	1/3	115-127V 60Hz 1~	CSR	HST	MBP	1435	2,56	689	1,51	55	-	-	502	631	787	970	1179	11,1	200	21	F	520	350	POE 22	C/V	DWG04	SM06	NEU6210GK
NEU6210GK	7,3	1/3	208-230V 60Hz 1~	CSR	HST	MBP	1380	2,48	670	1,51	45	430	523	651	815	1015	1249	1519	11,1	200	21	F	520	350	POE 22	C/V	DWG04	SM06	NEU6210GK
NEK6210GK	8,8	1/2	100V 50/60 HZ 1~	CSIR	HST	MBP	1583	2,07	754	1,32	55	-	-	618	753	905	1074	1256	11	200	38	F	520	350	POE 22	C/V	DWG04	SM04	NEK6210GK
NEK6210GK	8,8	1/2	208-230V 60Hz 1~	CSIR	HST	MBP	1530	1,99	740	1,32	45	499	623	770	939	1130	1343	1573	11	200	38	F	520	350	POE 22	C/V	DWG04	SM04	NEK6210GK
NEK6210GK	8,8	1/2	115V 60Hz 1~	CSIR	HST	MBP	1569	2,07	753	1,34	55	-	-	621	749	901	1075	1272	11	200	38	F	520	350	POE 22	C/V	DWG04	SM04	NEK6210GK
NEK6210GK	8,8	1/2	208-230V 60Hz 1~	CSIR	HST	MBP	1510	1,99	740	1,34	45	511	620	756	918	1105	1317	1555	11	200	38	F	520	350	POE 22	C/V	DWG04	SM04	NEK6210GK
NEK6210GK	8,8	1/2	115V 60Hz 1~	CSR	HST	MBP	1612	2,3	767	1,43	55	-	-	615	757	920	1104	1310	11,5	206	23	F	520	350	POE 22	C/V	DWG04	SM04	NEK6210GK
NEK6210GK	8,8	1/2	208-230V 60Hz 1~	CSR	HST	MBP	1560	2,22	750	1,43	45	490	606	745	906	1089	1292	1520	11,5	206	23	F	520	350	POE 22	C/V	DWG04	SM04	NEK6210GK
NEU6212GK	8,8	1/2	115-127V 60Hz 1~	CSIR	HST	MBP	1676	2,19	831	1,45	55	-	-	582	747	967	1231	1539	10,7	200	39	F	520	350	POE 22	C/V	DWG04	SM04	NEU6212GK
NEU6212GK	8,8	1/2	208-230V 60Hz 1~	CSIR	HST	MBP	1620	2,11	810	1,45	45	528	611	754	958	1222	1546	1930	10,7	200	39	F	520	350	POE 22	C/V	DWG04	SM04	NEU6212GK
NEU6212GK	8,8	1/2	115-127V 60Hz 1~	CSR	HST	MBP	1703	2,39	841	1,56	55	-	-	594	759	971	1230	1536	10,7	200	39	F	520	350	POE 22	C/V	DWG04	SM06	NEU6212GK
NEU6212GK	8,8	1/2	208-230V 60Hz 1~	CSR	HST	MBP	1650	2,31	830	1,56	45	521	616	767	975	1238	1559	1935	10,7	200	39	F	520	350	POE 22	C/V	DWG04	SM06	NEU6212GK
NEU6212GK	8,8	1/2	115-127V 60Hz 1~	CSR	HST	MBP	1703	2,39	841	1,56	55	-	-	585	749	959	1217	1521	11,5	200	22	F	520	350	POE 22	C/V	DWG04	SM04	NEU6212GK
NEU6212GK	8,8	1/2	208-230V 60Hz 1~	CSR	HST	MBP	1650	2,31	830	1,56	45	522	611	759	964	1228	1549	1928	11,5	200	22	F	520	350	POE 22	C/V	DWG04	SM04	NEU6212GK
NEU6212GK	8,8	1/2	115-127V 60Hz 1~	CSR	HST	MBP	1703	2,39	841	1,56	55	-	-	593	758	968	1223	1524	11,5	200	22	F	520	350	POE 22	C/V	DWG04	SM06	NEU6212GK
NEU6212GK	8,8	1/2	208-230V 60Hz 1~	CSR	HST	MBP	1650	2,31	830	1,56	45	516	612	764	972	1236	1556	1932	11,5	200	22	F	520	350	POE 22	C/V	DWG04	SM06	NEU6212GK
NEU6214GK	10,0	1/2	115-127V 60Hz 1~	CSIR	HST	MBP	1891	2,12	964	1,47	55	-	-	699	865	1062	1291	1550	11,6	206	26	F	520	350	POE 22	C/V	DWG04	SM04	NEU6214GK
NEU6214GK	10,0	1/2	208-230V 60Hz 1~	CSIR	HST	MBP	1840	2,04	950	1,47	45	598	733	902	1107	1346	1620	1929	11,6	206	26	F	520	350	POE 22	C/V	DWG04	SM04	NEU6214GK
NEU6214GK																													

## R404A/R507 • MBP - M/HBP • 60Hz - EU portfolio

...FOLLOW

MODEL	DISPL. cm <sup>3</sup>	HP	VOLTAGE/FREQUENCY	MOTOR TYPE	TORQUE	APPLICATION	RATED POINT - ASHRAE 7,2 °C / 54,4 °C		RATED POINT - ARI540 -6,7 °C / 48,9 °C		CONDENSING TEMPERATURE °C	COOLING CAPACITY ARI540						WEIGHT kg	MAX HEIGHT A mm	LRA A	COOLING TYPE	FAN AIR FLOW m <sup>3</sup> /h	OIL		EXP DEVICE	DRAWINGS		MODEL	
							CAPACITY W	EFFICIENCY W/W	CAPACITY W	EFFICIENCY W/W		EVAPORATING TEMPERATURE °C											CHARGE cm <sup>3</sup>	TYPE		EXTERNAL VIEW REFERENCE	WIRING DIAGRAM REFERENCE		
												-20	-15	-10	-5	0	5												10
							55	45	55	45		55	45	55	45	55	45						55	45		55	45		55
NT6217GK(V)	12,6	3/4	208-230V 60Hz 1 ~	CSR	HST	MBP	2238	2,6	1115	1,53	55	-	-	846	1041	1260	1503	1769	17	220	27	F	520	450	POE 22	C/V	DWG16	SM23	NT6217GK(V)
NT6217GK(V)	12,6	3/4	115V 60Hz 1~	CSIR	HST	MBP	2163	2,2	1030	1,26	55	-	-	773	949	1153	1384	1641	17	220	50	F	520	450	POE 22	C/V	DWG16	SM20	NT6217GK(V)
NT6217GK(V)	12,6	3/4	115V 60Hz 1~	CSR	HST	MBP	2251	2,68	1072	1,54	55	-	-	774	992	1256	1567	1924	17	220	50	F	520	450	POE 22	C/V	DWG16	SM23	NT6217GK(V)
NEU6220GK	14,3	3/4	115-127V 60Hz 1 ~	CSR	HST	MBP	2592	1,98	1340	1,42	55	-	-	991	1220	1494	1813	2176	11,5	206	57	F	520	350	POE 22	C/V	DWG04	SM06	NEU6220GK
NEU6220GK	14,3	3/4	208-230V 60Hz 1 ~	CSR	HST	MBP	2652	2,07	1358	1,41	55	-	-	997	1229	1520	1880	2320	11,5	206	34	F	520	350	POE 22	C/V	DWG04	SM06	NEU6220GK
NT6220GK(V)	14,5	3/4	208-230V 60Hz 1 ~	CSIR	HST	MBP	2406	1,98	1247	1,38	55	-	-	955	1165	1400	1663	1957	16,9	220	26,5	F	520	450	POE 22	C/V	DWG16	SM20	NT6220GK(V)
NT6220GK(V)	14,5	3/4	115V 60Hz 1~	CSR	HST	MBP	2490	2,34	1250	1,52	55	-	-	918	1138	1383	1653	1949	17	220	54,5	F	520	450	POE 22	C/V	DWG17	SM21	NT6220GK(V)
NT6220GK(V)	14,5	3/4	208-230V 60Hz 1 ~	CSR	HST	MBP	2566	2,36	1283	1,57	55	-	-	936	1186	1482	1825	2214	16,9	220	26,5	F	520	450	POE 22	C/V	DWG16	SM23	NT6220GK(V)
NT6222GK(V)	17,4	3/4	208-230V 60Hz 1 ~	CSIR	HST	MBP	2928	1,88	1475	1,14	55	-	-	1166	1425	1708	2012	2331	17,2	220	33,7	F	520	450	POE 22	C/V	DWG16	SM20	NT6222GK(V)
NT6222GK(V)	17,4	3/4	208-230V 60Hz 1 ~	CSR	HST	MBP	3051	2,3	1537	1,4	55	-	-	1185	1459	1766	2100	2459	17,2	220	33,7	F	520	450	POE 22	C/V	DWG16	SM23	NT6222GK(V)
NT6222GK(V)	17,4	3/4	115V 60Hz 1~	CSR	HST	MBP	3040	2,39	1579	1,58	55	-	-	1276	1570	1899	2263	2661	17	220	70	F	520	450	POE 22	C/V	DWG17	SM23	NT6222GK(V)
NT6222GK(V)	17,4	3/4	200-240V 50Hz / 230V 60Hz 1 ~	CSIR	HST	MBP	2965	2,06	-	-	55	-	-	-	-	-	-	-	17	220	37	F	520	450	POE 22	C/V	DWG16	SM20	NT6222GK(V)
NT6224GKV	20,4	1	208-230V 60Hz 1 ~	CSR	HST	MBP	3512	2,25	1808	1,55	55	-	-	1392	1690	2023	2392	2804	16,8	220	36	F	520	450	POE 22	C/V	DWG16	SM23	NT6224GKV
NT6224GKV	20,4	1	115V 60Hz 1~	CSR	HST	MBP	3612	2,3	1859	1,55	55	-	-	1399	1714	2068	2460	2893	16,9	234	77	F	520	450	POE 22	C/V	DWG17	SM26	NT6224GKV
NTU6232GKV	20,4	1	200-230V 60Hz 3 ~	3PHASE	HST	MBP	3982	2,8	2043	1,77	55	-	-	1504	1846	2231	2645	3100	18,4	250	36	F	520	650	POE 22	C/V	DWG19	SM27	NTU6232GKV
NTU6232GKV	20,4	1	115V 60Hz 1~	CSR	HST	MBP	4056	2,7	2052	1,68	55	-	-	1550	1908	2310	2762	3268	18,3	250	93	F	520	650	POE 22	C/V	DWG19	SM26	NTU6232GKV
NTU6232GKV	20,4	1	208-230V 60Hz 1 ~	CSR	HST	MBP	3968	2,8	2068	1,71	55	-	-	1559	1907	2271	2652	3049	18,1	250	46	F	520	650	POE 22	C/V	DWG19	SM26	NTU6232GKV
NJ9226GK	21,7	1	208-230V 60Hz 1 ~	CSR	HST	M/HBP	3708	2,2	2742	2,19	55	-	-	1364	1718	2110	2542	3013	20,7	265	34	F	800	750	POE 22	C/V	DWG14	SM17	NJ9226GK
NJ9226GK	21,7	1	380-420V 50Hz / 440-480V 60Hz 3 ~	3PHASE	HST	M/HBP	3801	2,5	2811	2,38	55	-	-	1236	1554	1911	2307	2743	19	265	10	F	800	750	POE 22	C/V	DWG14	SM18	NJ9226GK
NT6226GK(V)	22,4	1	115V 60Hz 1~	CSR	HST	MBP	3884	2,12	1969	1,44	55	-	-	1457	1798	2207	2686	3234	17,5	234	77	F	520	450	POE 22	C/V	DWG17	SM26	NT6226GK(V)
NT6226GK(V)	22,4	1	208-230V 60Hz 1 ~	CSR	HST	MBP	3734	1,93	2009	1,48	55	-	-	1493	1822	2189	2595	3039	17,5	234	43	F	520	450	POE 22	C/V	DWG17	SM21	NT6226GK(V)
NTU6234GKV	23,7	1 1/4	200-230V 60Hz 3 ~	3PHASE	HST	MBP	4574	2,67	2404	1,76	55	-	-	1766	2156	2588	3066	3592	18,3	250	36	F	520	650	POE 22	C/V	DWG19	SM27	NTU6234GKV
NTU6234GKV	23,7	1 1/4	115V 60Hz 1~	CSR	HST	MBP	4621	2,72	2411	1,77	55	-	-	1772	2165	2613	3121	3695	18,4	250	81	F	520	650	POE 22	C/V	DWG19	SM26	NTU6234GKV
NTU6234GKV	23,7	1 1/4	208-230V 60Hz 1 ~	CSR	HST	MBP	4557	2,71	2407	1,7	55	-	-	1830	2237	2685	3175	3709	18,1	250	46	F	520	650	POE 22	C/V	DWG19	SM26	NTU6234GKV
NJ9232GK	26,1	1 1/4	208-230V 60Hz 1 ~	CSR	HST	M/HBP	4704	2,4	2215	1,46	55	-	-	1564	1963	2406	2894	3426	21,5	277	47	F	800	750	POE 22	C/V	DWG14	SM16	NJ9232GK
NJ9232GK	26,1	1 1/4	380-420V 50Hz / 440-480V 60Hz 3 ~	3PHASE	HST	M/HBP	4716	2,5	3488	2,47	55	-	-	1464	1845	2276	2754	3282	20,4	277	13	F	800	750	POE 22	C/V	DWG14	SM18	NJ9232GK
NTU6238GKV	26,2	1 1/2	200-230V 60Hz 3 ~	3PHASE	HST	MBP	4877	2,49	2670	1,76	55	-	-	1978	2395	2846	3330	3845	18,3	250	36	F	520	650	POE 22	C/V	DWG19	SM27	NTU6238GKV
NTU6238GKV	26,2	1 1/2	208-230V 60Hz 1 ~	CSR	HST	MBP	5072	2,66	2703	1,71	55	-	-	1965	2426	2972	3614	4365	18,3	250	51	F	520	650	POE 22	C/V	DWG19	SM26	NTU6238GKV
NTU6240GKV	27,8	1 1/2	208-230V 60Hz 1 ~	CSR	HST	MBP	5333	2,58	2841	1,7	55	-	-	2062	2499	3049	3760	4679	18,3	250	51	F	520	650	POE 22	C/V	DWG19	SM26	NTU6240GKV
NTU6240GKV	27,8	1 1/2	200-230V 60Hz 3 ~	3PHASE	HST	MBP	5292	2,54	2779	1,69	55	-	-	2079	2519	3009	3540	4110	18,3	250	40	F	520	650	POE 22	C/V	DWG19	SM27	NTU6240GKV
NJ9238GK	32,7	1 1/2	208-230V 60Hz 1 ~	CSR	HST	M/HBP	5411	2,02	2737	1,38	55	-	-	1998	2479	3029	3650	4340	22,1	277	60	F	800	750	POE 22	C/V	DWG14	SM16	NJ9238GK
NJ9238GK	32,7	1 1/2	380-420V 50Hz / 440-480V 60Hz 3 ~	3PHASE	HST	M/HBP	5661	2,55	4186	2,51	55	-	-	2131	2649	3233	3880	4595	21,7	277	22	F	800	750	POE 22	C/V	DWG14	SM18	NJ9238GK
NJ9238GK	32,7	1 1/2	380V 60Hz 3 ~	3PHASE	HST	M/HBP	5228	1,89	2574	1,3	55	-	-	1886	2328	2830	3394	4019	21,4	277	24	F	800	750	POE 22	C/V	DWG14	SM18	NJ9238GK
NJX6250GK	38,0	2	400V 50Hz / 440V 60Hz 3 ~	3PHASE	HST	MBP	6972	2,18	UD	UD	55	-	-	-	-	-	-	-	21,8	277	23	F	800	750	POE 22	C/V	DWG14	SM18	NJX6250GK

\* MODEL UNDER DEVELOPMENT

Note: Return gas temperature in EN12900 conditions for EM and NE series is 32°C for NT and NJ series is 20°C

## R290 • LBP - L/MBP • 50Hz - EU portfolio

MODEL	DISPL. cm <sup>3</sup>	HP	VOLTAGE/FREQUENCY	MOTOR TYPE	TORQUE	APPLICATION	RATED POINT - ASHRAE -23,3 °C / 54,4 °C		RATED POINT - EN12900 -35 °C / 40 °C		CONDENSING TEMPERATURE °C	COOLING CAPACITY EN12900						WEIGHT kg	MAX HEIGHT A mm	LRA A	COOLING TYPE	FAN AIR FLOW m <sup>3</sup> /h	OIL		EXP DEVICE	DRAWINGS		MODEL	
							CAPACITY W	EFFICIENCY W/W	CAPACITY W	EFFICIENCY W/W		EVAPORATING TEMPERATURE °C											CHARGE cm <sup>3</sup>	TYPE		EXTERNAL VIEW REFERENCE	WIRING DIAGRAM REFERENCE		
												-40	-35	-30	-25	-20	-15												-10
EMT2117U	4,5	1/5	220-240V 50Hz 1 ~	CSIR	HST	LBP	184	1,37	123	1,13	55	-	-	120	155	195	242	296	7,8	166	7,7	S	-	180	POE 22	C	DWG01	SM05	EMT2117U
											45	84	112	145	184	230	283	345											
EMC3117U	4,0	1/5	220-240V 50Hz 1 ~	RSCR	LST	L/MBP	197	1,83	-	-	55	-	-	-	-	-	-	-	8,2	171	4,8	F	270	150	POE 10	C	DWG01	SM01-02	EMC3117U
											45	-	-	-	-	-	-	-											
EMC3119U	4,5	1/4	220-240V 50Hz 1 ~	RSCR	LST	L/MBP	236	1,86	112	1,62	55	-	95	121	157	201	255	318	8,2	171	6,8	F	270	150	POE 10	C	DWG01	SM01-02	EMC3119U
											45	-	105	144	189	243	303	370											
EMT2121U	5,6	1/4	220-240V 50Hz 1 ~	CSIR	HST	LBP	265	1,46	159	1,23	55	-	-	156	200	252	311	379	7,8	166	7,7	S	-	180	POE 22	C	DWG01	SM05	EMT2121U
											45	110	145	188	238	297	364	440											
EMC3121U	5,5	1/4	220-240V 50Hz 1 ~	RSCR	LST	L/MBP	271	1,88	160	1,59	55	-	-	-	-	-	-	-	8,2	171	6,6	F	270	150	POE 10	C	DWG01	SM01-02	EMC3121U
											45	-	-	-	-	-	-	-											
EMT2125U	6,0	1/3	220-240V 50Hz 1 ~	CSIR	HST	LBP	301	1,47	177	1,2	55	-	-	176	225	282	348	422	7,8	166	9,8	F	520	180	POE 22	C/V	DWG01	SM05	EMT2125U
											45	124	162	209	265	330	403	486											
EMC3125U	6,1	1/3	220-240V 50Hz 1 ~	RSCR	LST	L/MBP	305	1,88	181	1,6	55	-	-	-	-	-	-	-	8,2	171	6,6	F	270	150	POE 10	C	DWG01	SM01-02	EMC3125U
											45	-	-	-	-	-	-	-											
EMT2130U	6,8	1/3	220-240V 50Hz 1 ~	CSIR	HST	LBP	340	1,42	196	1,12	55	-	-	196	251	315	389	472	8	166	12,4	F	520	180	POE 22	C/V	DWG01	SM05	EMT2130U
											45	137	180	233	295	367	450	543											
EMC3130U	6,9	1/3	220-240V 50Hz 1 ~	RSCR	LST	L/MBP	349	1,84	229	1,57	55	-	-	-	-	-	-	-	8,2	171	6,6	F	270	150	POE 10	C	DWG01	SM01-02	EMC3130U
											45	-	-	-	-	-	-	-											
EMC3134U	8,0	1/2	220-240V 50Hz 1 ~	RSCR	LST	L/MBP	417	1,85	301	1,52	55	-	179	229	290	362	446	541	8,2	171	10,3	F	270	150	POE 10	C	DWG01	SM01-02	EMC3134U
											45	-	216	269	337	420	518	631											
EMX3134U	8,0	1/2	220-240V 50Hz 1 ~	RSCR	LST	L/MBP	406	1,65	-	-	55	-	-	-	-	-	-	-	7,6	-	10,5	F	-	150	POE 22	C	-	-	EMX3134U
											45	-	-	-	-	-	-	-											
EMC3140U	9,0	1/2	220-240V 50Hz 1 ~	RSCR	LST	L/MBP	459	1,77	260	1,42	55	-	-	265	337	421	519	629	8,2	171	10,3	F	270	150	POE 10	C	DWG01	SM01-02	EMC3140U
											45	-	245	312	394	490	601	727											
EMX3140U	9,5	1/2	220-240V 50Hz 1 ~	RSIR	LST	L/MBP	482	1,39	-	-	55	-	-	-	-	-	-	-	7,9	-	12,5	F	-	150	POE 22	C	-	-	EMX3140U
											45	-	-	-	-	-	-	-											
NEK2134U	10,0	1/2	220-240V 50Hz 1 ~	CSIR	HST	LBP	449	1,36	271	1,21	55	-	-	269	338	423	523	639	11	200	14	F	520	350	POE 22	C/V	DWG03	SM05	NEK2134U
											45	208	252	315	395	494	611	746											
NEU1140U	10,0	1/2	220-240V 50Hz 1 ~	RSCR	LST	LBP	490	1,61	270	1,38	55	-	-	-	-	-	-	-	10,7	200	16	F	520	350	POE 22	C/V	DWG03	SM01	NEU1140U
											45	-	-	-	-	-	-	-											
NEU2140U	10,0	1/2	220-240V 50Hz 1 ~	CSIR	HST	LBP	485	1,49	265	1,26	55	-	-	-	-	-	-	-	10,5	200	14	F	520	350	POE 22	C/V	DWG03	SM05	NEU2140U
											45	-	-	-	-	-	-	-											
NEK1150U	13,5	1/2	220-240V 50Hz 1 ~	RSIR	LST	LBP	571	1,22	333	0,99	55	-	-	337	429	538	661	801	11,6	206	24,3	F	520	350	POE 22	C	DWG03	SM03	NEK1150U
											45	237	309	398	506	630	773	933											
NEK2150U	13,5	1/2	220-240V 50Hz 1 ~	CSIR	HST	LBP	581	1,29	334	1,06	55	-	-	339	435	550	683	835	11,6	206	19,5	F	520	350	POE 22	C/V	DWG03	SM05	NEK2150U
											45	237	309	403	515	650	804	979											
EHU2155U*	12,2	3/4	220-240V 50Hz 1 ~	CSIR	HST	LBP	603	1,52	341	1,23	-	-	-	-	-	-	-	-	10,2	191	ud	F	520	270	POE22	C/V	UD	SM07	EHU2155U*
											-	-	-	-	-	-	-	-											
EHX2155U*	12,2	3/4	220-240V 50Hz 1 ~	CSIR	HST	LBP	608	1,63	342	1,32	-	-	-	-	-	-	-	-	10,2	191	ud	F	520	270	POE22	C/V	UD	SM07	EHX2155U*
											-	-	-	-	-	-	-	-											
NEU2155U	13,5	3/4	220-240V 50Hz 1 ~	CSIR	HST	LBP	626	1,42	364	1,21	55	-	-	384	487	605	737	883	11,1	200	17,5	F	520	350	POE 22	C/V	DWG03	SM05	NEU2155U
											45	266	345	445	565	704	863	1041											
NEU2155U	13,5	3/4	220-240V 50Hz 1 ~	CSR	HST	LBP	639	1,56	384	1,35	55	-	-	385	492	617	760	921	11,1	200	17,5	F	520	350	POE 22	C/V	DWG03	SM06	NEU2155U
											45	270	351	452	573	715	878	1062											
NEK2160U	16,8	3/4	220-240V 50Hz 1 ~	CSR	HST	LBP	729	1,44	427	1,2	55	-	-	428	547	688	848	1030	11,9	206	18	F	520	350	POE 22	C/V	DWG03	SM06	NEK2160U
											45	306	395	508	646	808	995	1206											
NEU2168U	16,8	3/4	220-240V 50Hz 1 ~	CSR	HST	LBP	788	1,53	457	1,27	55	-	-	455	584	738	917	1121	11,6	206	21	F	520	350	POE 22	C/V	DWG03	SM06	NEU2168U
											45	319	416	540	689	865	1068	1296											
NEU2178U	18,7	1	220-240V 50Hz 1 ~	CSR	HST	LBP	905	1,52	509	1,25	55	-	-	505	639	796	976	1179	11,6	206	21	F	520	350	POE 22	C/V	DWG04	SM10	NEU2178U
											45	358	463	594	751	934	1144	1380											
NT2170U	20,4	3/4	220-240V 50Hz 1 ~	CSIR	HST	LBP	816	1,31	478	1,09	55	-	-	470	608	770	955	1162	17,2	220	6	F	520	450	POE 22	C/V	DWG16	SM19	NT2170U
											45	333	441	577	740	932	1150	1395											
NT2170U	20,4	3/4	220-240V 50Hz 1 ~	CSR	HST	LBP	831	1,44	480	1,16	55	-	-	476	620	788	981	1196	17,2	220	25	F	520	450	POE 22	C/V	DWG16	SM23	NT2170U
											45	327	441	583	753	951	1176	1430											
NT2180U	22,4	1	220-240V 50Hz 1 ~	CSIR	HST	LBP	931	1,34	550	1,12	55	-	-	536	693	874	1077	1302	18,2	234	35	F	520	450	POE 22	C/V	DWG16	SM19	NT2180U
											45	380																	

### R290 • LBP - L/MBP • 50Hz - BR portfolio

MODEL	DISPL. cm <sup>3</sup>	HP	VOLTAGE/FREQUENCY	MOTOR TYPE	TORQUE	APPLICATION	COOLING CAPACITY ASHRAE LBP										WEIGHT kg	MAX HEIGHT A mm	LRA A	COOLING TYPE	FAN AIR FLOW m <sup>3</sup> /h	OIL		EXP DEVICE	DRAWINGS		MODEL	
							RATED POINT - ASHRAE -23,3 °C / 54,4 °C		CONDENSING TEMPERATURE °C	EVAPORATING TEMPERATURE °C						CHARGE cm <sup>3</sup>						TYPE	EXTERNAL VIEW REFERENCE		WIRING DIAGRAM REFERENCE			
							CAPACITY W	EFFICIENCY W/W		-35	-30	-25	-20	-15	-10											-5		
<b>EM150UER</b>	3,00	1/6	220-240V 50/60Hz 1 ~	RSIR/CSIR	LST	L/MBP	128	1,28	55		67	92	119	147	178	212	248	8,1	171	9,2	S/F	520	160	AB 32	C	DWG10	SM07	<b>EM150UER</b>
<b>EM170UER</b>	4,08	1/5	220-240V 50/60Hz 1 ~	RSIR/CSIR	LST	L/MBP	176	1,17	55		98	128	163	203	250	305	368	8,1	171	9,7	S/F	520	160	AB 32	C	DWG10	SM07	<b>EM170UER</b>
<b>EM190UEX</b>	4,99	1/4+	220-240V 50Hz 1 ~	CSIR	HST	L/MBP	229	1,28	55		116	185	214	230	262	334	474	8,1	171	11,8	F	520	160	AB 32	C/V	DWG10	SM07	<b>EM190UEX</b>
<b>FFU130UAX</b>	6,76	1/3+	220-240V 50/60Hz 1 ~	CSIR	HST	L/MBP	319	1,49	55		182	225	287	367	465	578	708	10	201	39	F	520	280	AB 32	C/V	DWG09	SM08	<b>FFU130UAX</b>
<b>FFU160UAX</b>	7,95	1/2	220-240V 50Hz 1 ~	CSIR	HST	L/MBP	399	1,45	55		227	298	376	465	568	688	831	10	201	21	F	520	280	AB 32	C/V	DWG09	SM08	<b>FFU160UAX</b>

## R290 • MBP • 50Hz - EU portfolio

MODEL	DISPL. cm <sup>3</sup>	HP	VOLTAGE/FREQUENCY	MOTOR TYPE	TORQUE	APPLICATION	RATED POINT - ASHRAE 7,2 °C / 54,4 °C		RATED POINT - EN12900 -10 °C / 45 °C		CONDENSING TEMPERATURE °C	COOLING CAPACITY EN12900						WEIGHT kg	MAX HEIGHT A mm	LRA A	COOLING TYPE	FAN AIR FLOW m <sup>3</sup> /h	OIL		EXP DEVICE	DRAWINGS		MODEL	
							CAPACITY W	EFFICIENCY W/W	CAPACITY W	EFFICIENCY W/W		EVAPORATING TEMPERATURE °C W											CHARGE cm <sup>3</sup>	TYPE		EXTERNAL VIEW REFERENCE	WIRING DIAGRAM REFERENCE		
												-20	-15	-10	-5	0	5												10
EMX6144U*	4,5	1/4	220-240V 50/60Hz 1 ~	CSIR	HST	MBP	639	2,68	344	1,94	55	-	-	291	355	428	509	598	7,7	171	UD	S/F	270	150	POE 10	C/V	DWG01	SM29	EMX6144U*
											45	228	282	346	520	505	600	705											
EMX6152U	5,2	1/4	220-240V 50/60Hz 1 ~	CSIR	HST	MBP	712	2,79	381	1,96	55	-	-	316	388	470	563	666	7,7	171	11	S/F	270	150	POE 10	C/V	DWG01	SM29	EMX6152U*
											45	247	307	378	451	556	663	782											
EMX6165U	6,1	1/3	220-240V 50/60Hz 1 ~	CSIR	HST	MBP	837	2,72	451	1,97	55	-	-	378	461	556	662	780	7,7	171	UD	F	270	150	POE 10	C/V	DWG01	SM29	EMX6165U*
											45	298	367	451	548	659	783	920											
EMX6181U	6,9	1/3	220-240V 50Hz 1 ~	CSIR	HST	MBP	975	2,9	532	2,11	55	-	-	454	544	647	768	914	8	171	16	F	270	150	POE 10	C/V	DWG03	SM29	EMX6181U
											45	352	443	537	641	760	901	1068											
EMX6210U	9,0	1/3	220-240V 50Hz 1 ~	CSIR	HST	MBP	1266	2,68	690	2,04	55	-	-	588	711	849	1003	1172	8,1	171	16	F	270	150	POE 10	C/V	DWG03	SM29	EMX6210U
											45	463	570	696	840	1003	1185	1386											
NEK6181U	7,3	1/3	220-240V 50Hz 1 ~	CSIR	HST	MBP	949	2,46	489	1,71	55	-	-	397	491	600	723	860	10,4	187	12	F	520	350	POE 22	C/V	DWG03	SM05	NEK6181U
											45	310	387	482	594	723	871	1036											
NEU5181U	7,3	1/3	220-240V 50Hz 1 ~	RSCR	LST	MBP	1021	2,94	595	2,26	55	-	-	-	-	-	-	-	10	187	16	F	520	350	POE 22	C/V	DWG03	SM01	NEU5181U
											45	-	-	-	-	-	-	-											
NEU6181U	7,3	1/3	220-240V 50Hz 1 ~	CSIR	HST	MBP	1000	2,7	574	2,02	55	-	-	-	-	-	-	-	10	187	13	F	520	350	POE 22	C/V	DWG03	SM05	NEU6181U
											45	-	-	-	-	-	-	-											
NEK6210U	8,8	1/3	220-240V 50Hz 1 ~	CSIR	HST	MBP	1169	2,55	654	1,91	55	-	-	509	625	757	908	1076	10,7	200	16,1	F	520	350	POE 22	C/V	DWG03	SM05	NEK6210U
											45	401	492	605	739	895	1072	1272											
NEU6210U	8,8	1/3	220-240V 50Hz 1 ~	CSIR	HST	MBP	1231	2,66	645	1,8	55	-	-	543	668	812	973	1154	10,7	200	20	F	520	350	POE 22	C/V	DWG03	SM05	NEU6210U
											45	419	523	648	792	957	1143	1349											
EHU6212U*	10,6	1/2	220-240V 50Hz 1 ~	CSIR	HST	MBP	1457	2,6	811	2,03	-	-	-	-	-	-	-	-	10,2	191	UD	F	520	270	POE22	C/V	UD	SM07	EHU6212U*
											-	-	-	-	-	-	-	-											
NEU6212U	10,0	1/2	220-240V 50Hz 1 ~	CSIR	HST	MBP	1386	2,61	793	1,96	55	-	-	667	819	995	1195	1419	11,1	200	20,5	F	520	350	POE 22	C/V	DWG03	SM29	NEU6212U
											45	522	644	791	962	1157	1377	1621											
NEU6212U	10,0	1/2	220-240V 50Hz 1 ~	CSR	HST	MBP	1397	2,79	800	2,09	55	-	-	683	833	1006	1201	1420	11,1	200	20,5	F	520	350	POE 22	C/V	DWG03	SM06	NEU6212U
											45	523	652	803	974	1165	1378	1611											
EHU6214U*	12,2	1/2	220-240V 50Hz 1 ~	CSIR	HST	MBP	1651	2,56	923	2,02	-	-	-	-	-	-	-	-	10,2	191	UD	F	520	270	POE22	C/V	UD	SM07	EHU6214U*
											-	-	-	-	-	-	-	-											
NEK6214U	12,1	1/2	220-240V 50Hz 1 ~	CSIR	HST	MBP	1512	2,28	880	1,91	55	-	-	746	882	1023	1170	1323	11,7	206	17	F	520	350	POE 22	C/V	DWG03	SM05	NEK6214U
											45	574	710	870	1055	1374	1499	1758											
NEK6214U	12,1	1/2	220-240V 50Hz 1 ~	CSR	HST	MBP	1571	2,61	893	2,05	55	-	-	746	882	1023	1170	1323	11,6	206	17	F	520	350	POE 22	C/V	DWG03	SM06	NEK6214U
											45	594	731	892	1077	1285	1516	1770											
NEU6214U	12,1	1/2	220-240V 50Hz 1 ~	CSIR	HST	MBP	1645	2,47	936	1,96	55	-	-	796	969	1167	1388	1634	11,2	200	18	F	520	350	POE 22	C/V	DWG03	SM05	NEU6214U
											45	619	763	934	1133	1361	1616	1899											
NEU6214U	12,1	1/2	220-240V 50Hz 1 ~	CSR	HST	MBP	1682	2,75	944	2,11	55	-	-	807	981	1179	1401	1648	11,2	200	18	F	520	350	POE 22	C/V	DWG03	SM06	NEU6214U
											45	624	770	943	1143	1369	1623	1903											
NEK6217U	14,3	3/4	220-240V 50Hz 1 ~	CSIR	HST	MBP	1820	2,21	1018	1,73	55	-	-	875	1060	1271	1508	1771	11,6	206	24	F	520	350	POE 22	C/V	DWG03	SM05	NEK6217U
											45	681	833	1018	1233	1481	1759	2068											
NEK6217U	14,3	3/4	220-240V 50Hz 1 ~	CSR	HST	MBP	1885	2,54	1051	1,94	55	-	-	893	1085	1306	1556	1834	11,6	206	24	F	520	350	POE 22	C/V	DWG03	SM06	NEK6217U
											45	702	861	1051	1273	1526	1810	2124											
NEU6217U	14,3	3/4	220-240V 50Hz 1 ~	CSIR	HST	MBP	1903	2,35	1032	1,83	55	-	-	876	1061	1271	1504	1762	11,6	206	21	F	520	350	POE 22	C/V	DWG03	SM05	NEU6217U
											45	692	846	1030	1244	1487	1760	2063											
NEU6217U	14,3	3/4	220-240V 50Hz 1 ~	CSR	HST	MBP	1967	2,76	1058	2,04	55	-	-	902	1095	1315	1561	1835	11,6	206	21	F	520	350	POE 22	C/V	DWG03	SM06	NEU6217U
											45	704	865	1058	1283	1541	1830	2151											
NEU6220U	16,8	3/4	220-240V 50Hz 1 ~	CSR	HST	MBP	2292	2,6	1317	2,09	55	-	-	1097	1324	1579	1867	2189	11,6	206	22	F	520	350	POE 22	C/V	DWG03	SM06	NEU6220U
											45	925	1144	1396	1682	2007	2372	2781											
NT6220U	17,4	3/4	220-240V 50Hz 1 ~	CSIR	HST	MBP	2202	2,45	1193	1,76	55	-	-	995	1236	1506	1803	2129	17	220	30	F	520	450	POE 22	C/V	DWG16	SM19	NT6220U
											45	757	954	1193	1472	1791	2150	2549											
NT6220U	17,4	3/4	220-240V 50Hz 1 ~	CSR	HST	MBP	2250	2,79	1184	1,89	55	-	-	927	1157	1446	1815	2283	17	220	30	F	520	450	POE 22	C/V	DWG16	SM23	NT6220U
											45	702	906	1135	1409	1747	2169	2695											
NT6222U	20,4	1	220-240V 50Hz 1 ~	CSIR	HST	MBP	2537	2,37	1372	1,74	55	-	-	1118	1400	1726	2097	2505	17	220	30	F	520	450	POE 22	C/V	DWG16	SM19	NT6222U
											45	865	1095	1372	1695	2060	2465	2907											
NT6222U	20,4	1	220-240V 50Hz 1 ~	CSR	HST	MBP	2635	2,77	1412	1,92	55	-	-	1177	1471	1803	2174	2581	17	220	30	F	520	450	POE 22	C/V	DWG16	SM23	NT6222U
											45	897	1132	1412	1735	2104	2513	2965											

## R290 • LBP • 60Hz - EU portfolio

MODEL	DISPL. cm <sup>3</sup>	HP	VOLTAGE/FREQUENCY	MOTOR TYPE	TORQUE	APPLICATION	RATED POINT - ASHRAE -23,3 °C / 54,4 °C		RATED POINT - ARI 540 -23,3 °C / 48,9 °C		CONDENSING TEMPERATURE °C	COOLING CAPACITY ARI 540						WEIGHT kg	MAX HEIGHT A mm	LRA A	COOLING TYPE	FAN AIR FLOW m <sup>3</sup> /h	OIL		EXP DEVICE	DRAWINGS		MODEL	
							CAPACITY W	EFFICIENCY W/W	CAPACITY W	EFFICIENCY W/W		EVAPORATING TEMPERATURE °C											CHARGE cm <sup>3</sup>	TYPE		EXTERNAL VIEW REFERENCE	WIRING DIAGRAM REFERENCE		
												-40	-35	-30	-25	-20	-15												-10
EMC3121U	5,2	1/4	115-127V 60Hz 1~	RSCR	LST	L/MBP	294	1,77	-	-	55	-	-	-	-	-	-	6,8		14,9	S/F		150	POE 10	C			EMC3121U	
											45	-	-	-	-	-	-												
EMC3125U	5,9	1/4	115-127V 60Hz 1~	RSCR	LST	L/MBP	345	1,75	-	-	55	-	-	-	-	-	-	6,8		18,4	S/F		150	POE 10	C			EMC3125U	
											45	-	-	-	-	-	-												
EMC3130U	6,9	1/3	115-127V 60Hz 1~	RSCR	LST	L/MBP	418	1,7	-	-	55	-	-	-	-	-	-	6,8		20,9	F		150	POE 10	C			EMC3130U	
											45	-	-	-	-	-	-												
EMC3140U	6,9	1/3	115-127V 60Hz 1~	RSCR	LST	L/MBP	583	1,72	480	1,46	55	-	-	-	-	-	-	7,8		26,5	F		150	POE 10	C			EMC3140U	
											45	-	-	-	-	-	-												
NEK2134U	10,0	1/2	115V 60Hz 1~	CSIR	HST	LBP	539	1,39	415	1,1	55	-	-	268	344	433	535	650	10,7	200	28	F	520	350	POE 22	C/V	DWG04	SM04	NEK2134U
											45	194	251	325	415	521	643	780											
NEU2140U	10,0	1/2	115-127V 60Hz 1~	CSIR	HST	LBP	576	1,47	449	1,14	55	-	-	284	365	464	580	715	10	187	30	F	520	350	POE 22	C/V	DWG04	SM04	NEU2140U
											45	204	265	344	441	558	692	845											
NEK2150U	13,5	1/2	115V 60Hz 1~	CSIR	HST	LBP	687	1,25	550	1,02	55	-	-	352	451	566	699	848	11,3	206	41,5	F	520	350	POE 22	C/V	DWG04	SM04	NEK2150U
											45	248	321	418	537	678	842	1029											
NEK2150U	13,5	1/2	115V 60Hz 1~	CSR	HST	LBP	708	1,38	554	1,11	55	-	-	353	455	575	716	875	11,3	206	41,5	F	520	350	POE 22	C/V	DWG04	SM06	NEK2150U
											45	255	332	430	551	693	858	1045											
EHX2155U*	12,2	3/4	115-127V 60Hz 1~	CSIR	HST	LBP	719	1,62	-	-	55	-	-	-	-	-	-	10,2	191	UD	F	520	270	POE22	C/V	UD	SM07	EHX2155U*	
											45	-	-	-	-	-	-												-
NEU2155U	13,5	3/4	115-127V 60Hz 1~	CSIR	HST	LBP	758	1,44	600	1,14	55	-	-	374	485	618	773	951	11	200	40	F	520	350	POE22	C/V	DWG04	SM04	NEU2155U
											45	261	347	455	585	738	913	1111											
NEU2155U	13,5	3/4	115-127V 60Hz 1~	CSR	HST	LBP	766	1,56	608	1,22	55	-	-	383	497	633	791	970	11	200	40	F	520	350	POE 22	C/V	DWG04	SM06	NEU2155U
											45	260	344	455	591	753	941	1153											
NEU2168U	16,8	3/4	115-127V 60Hz 1~	CSR	HST	LBP	950	1,51	748	1,19	55	-	-	483	623	787	977	1191	11,6	206	49	F	520	350	POE22	C/V	DWG04	SM06	NEU2168U
											45	324	426	562	733	938	1178	1453											
NEU2168U	16,8	3/4	208-230V 60Hz 1~	CSIR	HST	LBP	911	1,36	736	1,1	55	-	-	472	608	769	955	1166	11,6	206	30	F	520	350	POE 22	C/V	DWG04	SM04	NEU2168U
											45	330	439	575	737	925	1139	1380											
NEU2168U	16,8	3/4	208-230V 60Hz 1~	CSR	HST	LBP	933	1,52	748	1,21	55	-	-	483	623	788	977	1191	11,6	206	30	F	520	350	POE 22	C/V	DWG04	SM06	NEU2168U
											45	346	447	578	739	931	1153	1406											
NT2160U(V)	17,4	3/4	208-230V 60Hz 1~	CSIR	HST	LBP	828	1,34	604	1,00	55	-	-	401	515	650	806	982	16,8	220	28	F	520	450	POE 22	C/V	DWG16	SM20	NT2160U(V)
											45	298	382	492	626	786	971	1179											
NT2160UV	17,4	3/4	115V 60Hz 1~	CSR	HST	LBP	827	1,42	638	1,1	55	-	-	400	521	667	837	1031	16,5	220	54,4	F	520	450	POE 22	C/V	DWG17	SM21	NT2160UV
											45	300	379	490	633	807	1013	1250											
NEU2178U	18,7	1	208-230V 60Hz 1~	CSR	HST	LBP	1052	1,5	846	1,21	55	-	-	533	689	873	1083	1321	11,6	206	29	F	520	350	POE 22	C/V	DWG04	SM10	NEU2178U
											45	372	491	640	820	1029	1269	1538											
NEU2178U	18,7	1	115-127V 60Hz 1~	CSR	HST	LBP	1054	1,47	841	1,21	55	-	-	551	703	880	1082	1308	11,6	206	51	F	520	350	POE 22	C/V	DWG04	SM10	NEU2178U
											45	392	512	661	838	1043	1275	1535											
NT2170U(V)	20,4	3/4	208-230V 60Hz 1~	CSIR	HST	LBP	921	1,3	672	0,98	55	-	-	446	573	726	903	1104	17	220	30	F	520	450	POE 22	C/V	DWG16	SM20	NT2170U(V)
											45	325	419	544	698	883	1097	1340											
NT2170UV	20,4	3/4	115V 60Hz 1~	CSR	HST	LBP	970	1,38	772	1,12	55	-	-	495	641	818	1026	1265	16,5	220	55	F	520	450	POE 22	C/V	DWG17	SM21	NT2170UV
											45	372	474	613	787	997	1243	1525											
NT2180UV	22,4	1	208-230V 60Hz 1~	CSR	HST	LBP	1021	1,41	840	1,15	55	-	-	535	695	886	1107	1360	16,7	220	30	F	520	450	POE22	C/V	DWG17	SM26	NT2180UV
											45	396	506	656	845	1074	1341	1648											
NT2180UV	22,4	1	115V 60Hz 1~	CSR	HST	LBP	1048	1,38	832	1,12	55	-	-	534	691	876	1089	1330	16,5	220	54,5	F	520	450	POE 22	C/V	DWG17	SM21	NT2180UV
											45	396	509	659	844	1065	1323	1616											
NT2210UV	27,8	1 1/4	208-230V 60Hz 1~	CSR	HST	LBP	1281	1,42	1051	1,12	55	-	-	671	863	1093	1360	1665	17,8	234	37	F	520	450	POE22	C/V	DWG17	SM26	NT2210UV
											45	494	621	798	1024	1301	1627	2003											
NT2210UV	27,8	1 1/4	115V 60Hz 1~	CSR	HST	LBP	1322	1,39	1060	1,11	55	-	-	680	872	1104	1374	1684	17,8	234	67	F	520	450	POE 22	C/V	DWG17	SM26	NT2210UV
											45	514	651	833	1063	1338	1661	2029											
NJX2215US	38,0	2	400V 50Hz / 440V 60Hz 3~	3PHASE	HST	LBP	2011	1,5	1127	1,25	55	-	-	-	-	-	-	21,8	277	23	F	800	750	POE 22	C/V	DWG14	SM18	NJX2215US*	
											45	-	-	-	-	-	-												-

\* MODEL UNDER DEVELOPMENT

Note: Return gas temperature in EN12900 conditions for EM and NE series is 32°C for NT and NJ series is 20°C

## R290 • L/MBP • 60Hz - BR portfolio

MODEL	DISPL. cm <sup>3</sup>	HP	VOLTAGE/FREQUENCY	MOTOR TYPE	TORQUE	APPLICATION	RATED POINT - ASHRAE -23,3 °C / 54,4 °C		CONDENSING TEMPERATURE °C	COOLING CAPACITY ASHRAE LBP							WEIGHT kg	MAX HEIGHT A mm	LRA A	COOLING TYPE	FAN AIR FLOW m <sup>3</sup> /h	OIL		EXP DEVICE	DRAWINGS		MODEL
							CAPACITY W	EFFICIENCY W/W		EVAPORATING TEMPERATURE °C W												CHARGE cm <sup>3</sup>	TYPE		EXTERNAL VIEW REFERENCE	WIRING DIAGRAM REFERENCE	
										-35	-30	-25	-20	-15	-10	-5											
EMI50UER	3,00	1/6	115-127V 60Hz 1 ~	RSIR/CSIR	LST/HST	L/MBP	152	1,32	55	76	103	139	182	232	290	355	8,1	171	12,7	F	520	160	AB 32	C	DWG10	SM07	EMI50UER
EMI50UER	3,00	1/6	220-240V 50/60 Hz 1 ~	RSIR/CSIR	LST	L/MBP	152	1,33	55	76	103	139	182	232	290	355	8,1	171	9,2	F	520	160	AB 32	C	DWG10	SM07	EMI50UER
EMI70UER	4,08	1/5	115-127V 60Hz 1 ~	CSIR	LST	L/MBP	205	1,27	55	106	143	191	249	318	397	49	8,1	171	19,6	S/F	520	160	AB 32	C	DWG10	SM07	EMI70UER
EMI70UER	4,08	1/5	220-240V 50/60 Hz 1 ~	RSIR/CSIR	LST	L/MBP	210	1,30	55	106	143	191	249	318	397	49	8,1	171	9,4	S/F	520	160	AB 32	C	DWG10	SM07	EMI70UER
EMI90UEX	4,99	1/4+	115-127V 60Hz 1 ~	CSIR	HST	L/MBP	277	1,37	55	160	207	264	330	408	499	603	8,1	171	31	F	520	160	AB 32	C/V	DWG10	SM07	EMI90UEX
EMI90UEX	4,99	1/4+	220V 60Hz 1 ~	CSIR	HST	L/MBP	277	1,33	55	144	210	277	344	409	472	531	8,1	171	12	F	520	160	AB 32	C/V	DWG10	SM07	EMI90UEX
EM2X3121U	5,54	1/3	115-127V 60Hz 1 ~	RSCR	LST	L/MBP	333	1,74	55	168	225	292	367	451	546	650	8,2	171	10	S/F	520	130	POE 22	C	DWG10	SM07	EM2X3121U
EM2X3125U	6,09	1/3+	115-127V 60Hz 1 ~	RSCR	LST	L/MBP	361	1,70	55	198	258	330	413	510	621	748	8,2	171	12,6	S/F	520	130	POE 22	C	DWG10	SM07	EM2X3125U
FFU130UAX	6,76	1/3+	115-127V 60Hz 1 ~	CSIR	HST	L/MBP	399	1,51	55	236	288	361	454	568	704	-	10	201	39	F	520	280	AB 32	C/V	DWG09	SM08	FFU130UAX
FFU130UAX	6,76	1/3+	220-240V 50/60 Hz 1 ~	CSIR	HST	L/MBP	399	1,55	55	230	295	368	452	553	675	825	10	201	19	F	520	280	AB 32	C/V	DWG09	SM08	FFU130UAX
FFU160UAX	7,95	1/2	115-127V 60Hz 1 ~	CSIR	HST	L/MBP	489	1,54	55	236	288	361	454	568	704	-	10	201	41,5	F	520	280	AB 32	C/V	DWG09	SM08	FFU160UAX
FFU160UAX	7,95	1/2	220V 60Hz 1 ~	CSIR	HST	L/MBP	489	1,54	55	230	295	368	452	553	675	825	10	201	25,6	F	520	280	AB 32	C/V	DWG09	SM08	FFU160UAX

## R290 • MBP • 60Hz - EU portfolio

MODEL	DISPL. cm <sup>3</sup>	HP	VOLTAGE/FREQUENCY	MOTOR TYPE	TORQUE	APPLICATION	RATED POINT - ASHRAE 7,2 °C / 54,4 °C				RATED POINT - ARI540 -6,7 °C / 48,9 °C				CONDENSING TEMPERATURE °C	COOLING CAPACITY ARI 540					WEIGHT kg	MAX HEIGHT A mm	LRA A	COOLING TYPE	FAN AIR FLOW m <sup>3</sup> /h	OIL		EXP DEVICE	DRAWINGS		MODEL
							CAPACITY W	EFFICIENCY W/W	CAPACITY W	EFFICIENCY W/W	EVAPORATING TEMPERATURE °C					CHARGE cm <sup>3</sup>	TYPE	EXTERNAL VIEW REFERENCE	WIRING DIAGRAM REFERENCE												
											-20	-15	-10	-5						0											
EMX6144U*	4,5	1/4	220-240V 50/60Hz 1 ~	CSIR	HST	MBP	767	2,63	UD	UD	55	-	-	-	-	-	7,7	171	UD	S/F	270	150	POE 10	C/V	DWG01	SM29	EMX6144U*				
											45	-	-	-	-	-															
EMX6152U*	5,2	1/4	220-240V 50/60Hz 1 ~	CSIR	HST	MBP	841	2,81	UD	UD	55	-	-	-	-	-	7,7	171	11	S/F	270	150	POE 10	C/V	DWG01	SM29	EMX6152U*				
											45	-	-	-	-	-															
EMX6165U*	6,1	1/3	220-240V 50/60Hz 1 ~	CSIR	HST	MBP	987	2,62	UD	UD	55	-	-	-	-	-	7,7	171	UD	F	270	150	POE 10	C/V	DWG01	SM29	EMX6165U*				
											45	-	-	-	-	-															
NEK6152U	5,4	1/4	115V 60Hz 1 ~	CSIR	HST	MBP	862	2,44	440	1,47	55	-	-	345	421	507	9,8	187	25	F	520	350	POE 22	C/V	DWG04	SM04	NEK6152U				
											45	264	335	418	512	616															
NEK6165U	6,2	1/4	115V 60Hz 1 ~	CSIR	HST	MBP	992	2,41	505	1,5	55	-	-	404	488	586	10	187	28	F	520	350	POE 22	C/V	DWG04	SM04	NEK6165U				
											45	318	395	486	593	714															
NEU6181U	7,3	1/3	115-127V 60Hz 1 ~	CSIR	HST	MBP	1197	2,7	633	1,72	55	-	-	495	611	744	10	187	30	F	520	350	POE 22	C/V	DWG04	SM04	NEU6181U				
											45	388	487	605	742	897															
NEK6210U	8,8	1/3	115V 60Hz 1 ~	CSIR	HST	MBP	1368	2,48	717	1,6	55	-	-	570	698	843	10,6	200	37	F	520	350	POE 22	C/V	DWG04	SM04	NEK6210U				
											45	445	556	685	831	996															
NEK6213U	12,1	1/2	115V 60Hz 1 ~	CSIR	HST	MBP	1841	2,13	998	1,48	55	-	-	781	949	1137	11,4	206	44	F	520	350	POE 22	C/V	DWG04	SM04	NEK6213U				
											45	613	757	930	1132	1364															
NEU6214U	12,1	1/2	208-230V 60Hz 1 ~	CSIR	HST	MBP	1945	2,39	1073	1,66	55	-	-	841	1031	1250	11,1	206	23	F	520	350	POE 22	C/V	DWG04	SM04	NEU6214U				
											45	663	815	1000	1220	1472															
NEU6214U	12,1	1/2	208-230V 60Hz 1 ~	CSR	HST	MBP	1977	2,71	1089	1,81	55	-	-	852	1050	1283	11,1	206	23	F	520	350	POE 22	C/V	DWG04	SM06	NEU6214U				
											45	677	827	1012	1233	1489															
NEU6214U	12,1	1/2	115-127V 60Hz 1 ~	CSIR	HST	MBP	1989	2,46	1085	1,74	55	-	-	865	1051	1261	11,5	206	42	F	520	350	POE 22	C/V	DWG04	SM04	NEU6214U				
											45	678	836	1022	1234	1474															
NEU6214U	12,1	1/2	115-127V 60Hz 1 ~	CSR	HST	MBP	2021	2,68	1097	1,86	55	-	-	873	1060	1273	11,5	206	42	F	520	350	POE 22	C/V	DWG04	SM06	NEU6214U				
											45	685	845	1034	1251	1496															
NEU6217U	14,3	3/4	208-230V 60Hz 1 ~	CSIR	HST	MBP	2258	2,25	1265	1,66	55	-	-	-	-	-	11,6	206	29	F	520	350	POE 22	C/V	DWG04	SM04	NEU6217U				
											45	-	-	-	-	-															
NEU6217U	14,3	3/4	208-230V 60Hz 1 ~	CSR	HST	MBP	2342	2,63	1290	1,83	55	-	-	-	-	-	11,6	206	29	F	520	350	POE 22	C/V	DWG04	SM06	NEU6217U				
											45	-	-	-	-	-															
NEU6217U	14,3	3/4	115-127V 60Hz 1 ~	CSIR	HST	MBP	2266	2,24	1261	1,67	55	-	-	965	1185	1449	11,6	206	45	F	520	350	POE 22	C/V	DWG04	SM04	NEU6217U				
											45	793	955	1164	1422	1727															
NEU6217U	14,3	3/4	115-127V 60Hz 1 ~	CSR	HST	MBP	2332	2,53	1278	1,82	55	-	-	989	1216	1489	11,6	206	45	F	520	350	POE 22	C/V	DWG04	SM06	NEU6217U				
											45	793	971	1193	1459	1770															
NT6217UV	14,5	1/2	115V 60Hz 1 ~	CSIR	HST	MBP	2103	2,53	1060	1,66	55	-	-	781	977	1209	16,2	220	44	F	520	450	POE 22	C/V	DWG16	SM20	NT6217UV				
											45	558	749	978	1247	1557															
NT6217UV	14,5	1/2	115V 60Hz 1 ~	CSR	HST	MBP	2178	2,81	1073	1,79	55	-	-	790	1016	1296	16,2	220	44	F	520	450	POE 22	C/V	DWG16	SM23	NT6217UV				
											45	577	754	977	1250	1574															
NT6220UV	17,4	3/4	115V 60Hz 1 ~	CSR	HST	MBP	2594	2,8	1287	1,79	55	-	-	996	1224	1479	16,6	220	54,5	F	520	450	POE 22	C/V	DWG17	SM21	NT6220UV				
											45	771	952	1195	1501	1870															
NT6222UV	20,4	3/4	115V 60Hz 1 ~	CSR	HST	MBP	3023	2,73	1522	1,78	55	-	-	1181	1476	1798	16,5	220	54,5	F	520	450	POE 22	C/V	DWG17	SM21	NT6222UV				
											45	923	1146	1433	1785	2202															
NTX6222UV*	20,4	3/4	115V 60Hz 1 ~	CSR	HST	MBP	3323	2,84	1743	1,96	55	-	-	1348	1679	2056	16,5	220	UD	F	520	450	POE 22	C/V	UD	SM26	NTX6222UV*				
											45	1003	1297	1638	2026	2460															
NT6224UV	22,4	1	208-230V 60Hz 1 ~	CSR	HST	MBP	3379	2,69	1739	1,82	55	-	-	1355	1673	2028	16,8	220	33,7	F	520	450	POE 22	C/V	DWG16	SM23	NT6224UV				
											45	1041	1315	1634	1995	2401															
NTX6225UV*	22,4	1	208-230V 60Hz 1 ~	CSR	HST	MBP	3663	2,9	1969	2,00	55	-	-	-	-	-	16,5	220	UD	F	520	UD	UD	C/V	UD	SM26	NTX6225UV*				
											45	-	-	-	-	-															
NJX6244US	38,0	2	400V 50Hz / 440V 60Hz 3 ~	3PHASE	HST	MBP	5976	2,51	UD	UD	55	-	-	-	-	-	21,8	277	22	F	800	750	POE 22	C/V	DWG14	SM18	NJX6244US				
											45	-	-	-	-	-															

\* MODEL UNDER DEVELOPMENT

Note: Return gas temperature in EN12900 conditions for EM and NE series is 32°C for NT and NJ series is 20°C

### R600a • LBP - L/MBP • 50Hz - EU portfolio

MODEL	DISPL. cm <sup>3</sup>	HP	VOLTAGE/FREQUENCY	MOTOR TYPE	TORQUE	APPLICATION	RATED POINT - ASHRAE -23,3 °C / 54,4 °C		RATED POINT - CECOMAF -25 °C / 55 °C		CONDENSING TEMPERATURE °C	COOLING CAPACITY CECOMAF						WEIGHT kg	MAX HEIGHT A mm	LRA A	COOLING TYPE	FAN AIR FLOW m <sup>3</sup> /h	OIL		EXP DEVICE	DRAWINGS		MODEL
							CAPACITY W	EFFICIENCY W/W	CAPACITY W	EFFICIENCY W/W		EVAPORATING TEMPERATURE °C W											CHARGE cm <sup>3</sup>	TYPE		EXTERNAL VIEW REFERENCE	WIRING DIAGRAM REFERENCE	
												-30	-25	-20	-15	-10	-5											
EMX20CLC	4,0	1/14	220-240V 50Hz 1 ~	RSCR	LST	LBP	63	1,66	48	1,3	55	36	49	64	82	102	126	7,1	166	2,1	S	-	150	AB 5	C	DWG01	SM01	EMX20CLC
											45	44	58	76	96	119	146											
EMX26CLC	5,2	1/12	220-240V 50Hz 1 ~	RSCR	LST	LBP	81	1,68	60	1,32	55	43	59	80	104	133	165	7,1	166	-	S	-	150	AB 5	C	DWG01	SM01	EMX26CLC
											45	53	72	96	124	156	192											
EMX32CLC	6,0	1/10	220-240V 50Hz 1 ~	RSCR	LST	LBP	92	1,72	69	1,35	55	49	69	92	119	151	189	7,3	166	3,3	S	-	150	AB 5	C	DWG01	SM01	EMX32CLC
											45	64	86	111	141	176	218											
EMX3109Y	6,2	1/10	100V 50Hz / 100-127V 60Hz 1 ~	RSIR/RSCR	LST	L/MBP	100	1,68	-	-	55	-	-	-	-	-	-	7,7	171	6,8	S/F	270	150	AB 5	C/V	DWG01	SM00-SM01	EMX3109Y
											45	-	-	-	-	-	-											
EMC40CLT	7,2	1/8	220-240V 50Hz 1 ~	RSCR	LST	LBP	117	1,79	87	1,4	55	78	107	142	187	233	260	7,7	171	3,4	S	-	150	AB 5	C	DWG01	SM02	EMC40CLT
											45	88	118	154	198	248	300											
EMC46CLT	8,0	1/7	220-240V 50Hz 1 ~	RSCR	LST	LBP	133	1,8	98	1,37	55	88	119	158	203	256	280	7,1	166	-	S	-	150	AB 2	C	DWG01	SM02	EMC46CLT
											45	95	129	169	215	269	310											
EMX3113Y	9,0	1/7	100V 50Hz / 100-127V 60Hz 1 ~	RSCR	LST	L/MBP	155	1,75	-	-	55	-	-	-	-	-	-	8	171	11,6	S/F	270	150	AB 5	C/V	DWG01	SM01	EMX3113Y
											45	-	-	-	-	-	-											
EMX55CLC	9,0	1/6	220-240V 50Hz 1 ~	RSCR	LST	LBP	156	1,74	117	1,37	55	87	117	154	197	245	303	7,6	166	-	S	-	150	AB 5	C	DWG01	SM01	EMX55CLC
											45	102	135	175	222	277	339											
EMX3115Y	10,6	1/5	100V 50Hz / 100-127V 60Hz 1 ~	RSCR	LST	L/MBP	184	1,67	-	-	55	-	-	-	-	-	-	7,7	166	14,1	S/F	270	150	AB 5	C/V	DWG01	SM01	EMX3115Y
											45	-	-	-	-	-	-											
EMX66CLC	10,6	1/5	220-240V 50Hz 1 ~	RSCR	LST	LBP	183	1,73	137	1,37	55	101	137	178	227	284	348	7,4	166	6,4	S	-	150	AB 5	C	DWG01	SM01	EMX66CLC
											45	122	160	207	261	323	394											
EMX70CLC	11,1	1/5	220-240V 50Hz 1 ~	RSCR	LST	LBP	191	1,71	143	1,34	55	103	143	184	233	290	360	7,4	166	6	S	-	150	AB 5	C	DWG01	SM01	EMX70CLC
											45	123	164	210	263	327	403											
EMX3118Y	12,2	1/5	100V 50Hz / 100-127V 60Hz 1 ~	RSCR	LST	L/MBP	212	1,66	-	-	55	-	-	-	-	-	-	7,7	166	14,1	S/F	270	150	AB 5	C/V	DWG01	SM01	EMX3118Y
											45	-	-	-	-	-	-											
EMY3118Y	12,2	1/5	220-240V 50Hz 1 ~	RSIR	LST	L/MBP	212	1,49	157	1,16	55	-	-	-	-	-	-	7,7	171	7,8	S/F	270	150	AB 5	C/V	DWG01	SM00	EMY3118Y
											45	-	-	-	-	-	-											
EMY3118Y	12,2	1/5	220-240V 50Hz 1 ~	RSCR	LST	L/MBP	213	1,58	158	1,23	55	-	-	-	-	-	-	7,6	171	7,8	S/F	270	150	AB 5	C/V	DWG01	SM01	EMY3118Y
											45	-	-	-	-	-	-											
EMX3118Y	12,2	1/5	220-240V 50Hz 1 ~	RSCR	LST	L/MBP	214	1,72	159	1,34	55	-	-	-	-	-	-	7,9	171	7,5	S/F	270	150	AB 5	C/V	DWG01	SM01	EMX3118Y
											45	-	-	-	-	-	-											
EMX80CLT	12,2	1/5	220-240V 50Hz 1 ~	RSCR	LST	LBP	213	1,73	162	1,36	55	118	162	207	265	331	406	7,9	171	7,5	S	-	150	AB 5	C	DWG01	SM02	EMX80CLT
											45	139	185	240	305	380	464											
NBY1118Y	14,3	1/4	220-240V 50Hz 1 ~	RSCR	LST	LBP	244	1,74	183	1,38	55	138	183	234	299	375	464	10,6	195	11	S	-	280	AB 5	C	DWG02	SM02	NBY1118Y
											45	159	206	266	339	427	529											

Note: Return gas temperature in EN12900 conditions for EM and NE series is 32°C for NT and NJ series is 20°C

### R600a • LBP - L/MBP • 50Hz - BR portfolio

MODEL	DISPL. cm <sup>3</sup>	HP	VOLTAGE/FREQUENCY	MOTOR TYPE	TORQUE	APPLICATION	RATED POINT - ASHRAE -23,3 °C / 54,4 °C		CONDENSING TEMPERATURE °C	COOLING CAPACITY ASHRAE LBP							WEIGHT kg	MAX HEIGHT A mm	LRA A	COOLING TYPE	FAN AIR FLOW m <sup>3</sup> /h	OIL		EXP DEVICE	DRAWINGS		MODEL
							CAPACITY W	EFFICIENCY W/W		EVAPORATING TEMPERATURE °C												CHARGE cm <sup>3</sup>	TYPE		EXTERNAL VIEW REFERENCE	WIRING DIAGRAM REFERENCE	
										-35	-30	-25	-20	-15	-10	-5											
EMX20CLC	3,97	1/12	220-240V 50Hz 1 ~	RSCR	LST	LBP	63	1,54	55	34	47	54	75	97	123	152	7,8	170	2	S	-	150	AB 5	C	DWG10	SM07	EMX20CLC
EMT23CLP	4,5	1/12	220-240V 50Hz 1 ~	RSIR	LST	LBP	78	1,34	55	38	53	70	91	115	144	-	7,2	158	2,7	S/F	520	180	MIN 10	C	DWG10	SM07	EMT23CLP
EMI30CNP	4,99	1/10	220V 50/60Hz 1 ~	RSIR	LST	L/MBP	76	1,16	55	31	48	68	91	119	152	192	7,1	166	3,7	S	-	160	MIN 32	C	DWG10	SM07	EMI30CNP
EMI40CNP	6,36	1/8	220V 50/60Hz 1 ~	RSIR	LST	L/MBP	100	1,18	55	49	68	91	119	153	195	245	7	166	5	S	-	160	MIN 32	C	DWG10	SM07	EMI40CNP
EMT40CLP	7,23	1/8	220-240V 50Hz 1 ~	RSIR/RSCR	LST	LBP	119	1,36	55	54	79	108	142	182	229	284	7,4	158	4,3	S	-	180	AB 5	C	DWG10	SM07	EMT40CLP
EMX46CLC	7,96	1/8	220-240V 50Hz 1 ~	RSCR	LST	LBP	138	1,71	55	68	95	127	165	211	264	325	7,4	166	3,7	S	-	180	AB 5	C	DWG10	SM07	EMX46CLC
EMT56CLP	9,04	1/6	220-240V 50Hz 1 ~	RSIR/RSCR	LST	LBP	155	1,35	55	77	106	143	188	240	301	369	7,7	166	5,5	S	-	180	AB 5	C	DWG10	SM07	EMT56CLP
EMYE70CLP	10,61	1/5	220V 50/60Hz 1 ~	RSIR	LST	LBP	182	1,32	55	-	-	-	-	-	-	-	7,6	200	8,2	S	-	180	AB 5	C	DWG10	SM07	EMYE70CLP
EMX70CLC	11,14	1/4	220-240V 50Hz 1 ~	RSCR	LST	LBP	191	1,67	55	105	135	174	223	283	355	438	8,6	166	4,9	S	-	180	AB 5	C	DWG10	SM07	EMX70CLC
EGAS80CLP	11,14	1/4	220V 50/60Hz 1 ~	RSIR	LST	LBP	190	1,44	55	94	128	171	224	290	370	467	10,4	201	7,3	S	-	280	AB 5	C	DWG09	SM09	EGAS80CLP
EGYS80CLP	11,14	1/4	220-240V 50Hz 1 ~	RSIR	LST	LBP	199	1,73	55	108	141	181	230	290	365	458	11	201	8,1	S	-	280	AB 5	C	DWG09	SM09	EGYS80CLP
EGYS90CLP	12,21	1/4+	220-240V 50Hz 1 ~	RSIR	LST	LBP	215	1,69	55	118	153	198	255	324	407	505	10,9	201	8,8	S	-	280	AB 5	C	DWG09	SM09	EGYS90CLP
EGYS90CLP	12,21	1/4+	220-240V 50/60 Hz 1 ~	RSIR	LST	LBP	217	1,71	55	109	151	198	253	321	403	-	10,9	201	8,8	S	-	280	AB 5	C	DWG09	SM09	EGYS90CLP
EGAS100CLP	13,54	1/3	220V 50/60Hz 1 ~	RSIR	LST	LBP	232	1,33	55	126	163	215	280	359	454	564	10,4	201	10,3	S	-	280	AB 5	C	DWG09	SM09	EGAS100CLP
EGX100CLC	13,54	1/3	220-240V 50Hz 1 ~	RSCR	LST	LBP	248	1,87	55	111	160	207	258	320	397	497	11,2	201	4,9	S	-	280	AB 5	C	DWG09	SM09	EGX100CLC

### R600a • HBP • 50Hz - EU portfolio

MODEL	DISPL. cm <sup>3</sup>	HP	VOLTAGE/FREQUENCY	MOTOR TYPE	TORQUE	APPLICATION	RATED POINT - ASHRAE 7,2 °C / 54,4 °C		RATED POINT - EN12900 5 °C / 50 °C		CONDENSING TEMPERATURE °C	COOLING CAPACITY EN12900						WEIGHT kg	MAX HEIGHT A mm	LRA A	COOLING TYPE	FAN AIR FLOW m <sup>3</sup> /h	OIL		EXP DEVICE	DRAWINGS		MODEL
							CAPACITY W	EFFICIENCY W/W	CAPACITY W	EFFICIENCY W/W		EVAPORATING TEMPERATURE °C											CHARGE cm <sup>3</sup>	TYPE		EXTERNAL VIEW REFERENCE	WIRING DIAGRAM REFERENCE	
												-15	-10	-5	0	5	10											
EMT30CDP	4,5	1/12	220-240V 50Hz 1 ~	RSIR	LST	HBP	256	2,53	246	2,65	55	-	125	155	191	232	278	7,2	158	3,7	S	-	180	POE 22	C	DWG01	SM00	EMT30CDP
											45	113	140	176	213	258	310											
EMU5125Y	4,5	1/12	220-240V 50Hz 1 ~	RSIR/RSCR	LST	HBP	267	2,88	244	2,82	55	-	120	151	187	228	274	7	158	3,7	S	-	150	AB 5	C	DWG01	SM00-SM01	EMU5125Y
											45	111	140	174	214	259	310											
EMY5125Y	4,5	1/8	220-240V 50Hz 1 ~	RSIR/RSCR	LST	HBP	274	3,01	-	-	55	-	-	-	-	-	-	7,3	166	3,1	S	-	150	AB 5	C	DWG01	SM00-SM01	EMY5125Y
											45	-	-	-	-	-	-											
EMT45CDP	6,8	1/8	220-240V 50Hz 1 ~	RSIR	LST	HBP	389	2,56	360	2,47	55	-	169	215	267	326	395	7,7	166	5,8	S	-	180	POE 22	C	DWG01	SM00	EMT45CDP
											45	153	195	243	299	365	443											
EMY5135Y	7,2	1/8	220-240V 50Hz 1 ~	RSIR	LST	HBP	417	2,79	-	-	55	-	-	-	-	-	-	7,7	171	5	S	-	150	AB 5	C	DWG01	SM00	EMY5135Y
											45	-	-	-	-	-	-											
EMY6135Y	7,2	1/8	220-240V 50Hz 1 ~	CSIR	HST	HBP	414	2,65	-	-	55	-	-	-	-	-	-	7,1	166	6	S	-	150	AB 5	C	DWG01	SM29	EMY6135Y
											45	-	-	-	-	-	-											
EMT6144Y	9,1	1/5	220-240V 50Hz 1 ~	CSIR	HST	HBP	543	2,48	486	2,41	55	-	250	310	377	455	543	7,8	166	7,7	F	520	180	POE 22	C/V	DWG01	SM05	EMT6144Y
											45	223	282	350	427	515	614											
NEK6160Y	12,1	1/4	220-240V 50Hz 1 ~	CSIR	HST	HBP	677	2,53	606	2,43	55	-	294	372	464	567	678	10,6	187	12,4	F	520	350	POE 22	C/V	DWG03	SM05	NEK6160Y
											45	267	338	425	528	641	764											
NEK6170Y	14,3	1/4	220-240V 50Hz 1 ~	CSIR	HST	HBP	809	2,47	720	2,38	55	-	358	449	554	674	807	10,6	187	12,4	F	520	350	POE 22	C/V	DWG03	SM05	NEK6170Y
											45	326	412	512	630	764	913											
NBY5170Y	14,3	1/4	220-240V 50Hz 1 ~	RSCR	LST	HBP	842	3,1	753	2,99	55	-	-	-	-	-	-	10,8	206	15	S	-	350	AB 5	C/V	DWG02	SM01	NBY5170Y
											45	-	-	-	-	-	-											
NEK6187Y	16,8	1/3	220-240V 50Hz 1 ~	CSIR	HST	HBP	907	2,39	805	2,29	55	-	391	494	613	749	774	11	200	16,1	F	520	350	POE 22	C/V	DWG03	SM05	NEK6187Y
											45	359	457	572	705	856	336											

Note: Return gas temperature in EN12900 conditions for EM and NE series is 32°C for NT and NJ series is 20°C

### R600a • LBP - L/MBP • 60Hz - EU portfolio

MODEL	DISPL. cm <sup>3</sup>	HP	VOLTAGE/FREQUENCY	MOTOR TYPE	TORQUE	APPLICATION	RATED POINT - ASHRAE -23,3 °C / 54,4 °C		CONDENSING TEMPERATURE °C	COOLING CAPACITY ASHRAE							WEIGHT kg	MAX HEIGHT A mm	LRA A	COOLING TYPE	FAN AIR FLOW m <sup>3</sup> /h	OIL		EXP DEVICE	DRAWINGS		MODEL
							CAPACITY W	EFFICIENCY W/W		EVAPORATING TEMPERATURE °C												CHARGE cm <sup>3</sup>	TYPE		EXTERNAL VIEW REFERENCE	WIRING DIAGRAM REFERENCE	
										-30	-25	-20	-15	-10	-5												
EMX3109Y	6,2	1/10	100V 50Hz / 100-127V 60Hz 1 ~	RSIR/RSCR	LST	L/MBP	125	1,76	55	80	108	144	187	237	295	7,7	171	8,2	S/F	270	150	AB 5	C/V	DWG01	SM32	EMX3109Y	
							45	88	117	154	199	252	312														
EMX60CLC	9,0	1/7	115-127V 60Hz 1 ~	RSIR/RSCR	LST	LBP	181	1,67	55	124	163	211	269	337	418	7,6	171	12	S	-	150	AB 5	C	DWG01	SM00-SM01	EMX60CLC	
							45	132	173	223	283	354	437														
EMX3113Y	9,0	1/7	100V 50Hz / 100-127V 60Hz 1 ~	RSCR	LST	L/MBP	185	1,74	55	119	161	213	275	347	429	8	171	13,8	S/F	270	150	AB 5	C/V	DWG01	SM01	EMX3113Y	
							45	127	171	225	289	362	445														
EMX3115Y	10,6	1/6	100V 50Hz / 100-127V 60Hz 1 ~	RSCR	LST	L/MBP	213	1,69	55	145	187	242	311	392	486	7,7	166	16,7	S/F	270	150	AB 5	C/V	DWG01	SM01	EMX3115Y	
							45	154	200	258	329	413	510														
EMX3118Y	12,2	1/5	100V 50Hz / 100-127V 60Hz 1 ~	RSCR	LST	L/MBP	242	1,64	55	169	223	291	373	468	577	7,7	166	16,7	S/F	270	150	AB 5	C/V	DWG01	SM01	EMX3118Y	
							45	179	237	308	393	492	604														

Note: Return gas temperature in EN12900 conditions for EM and NE series is 32°C for NT and NJ series is 20°C

### R600a • LBP - L/MBP - L/M/HBP • 60Hz - BR portfolio

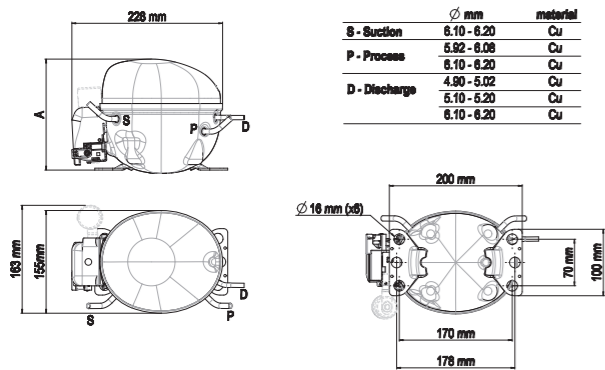
MODEL	DISPL. cm <sup>3</sup>	HP	VOLTAGE/FREQUENCY	MOTOR TYPE	TORQUE	APPLICATION	RATED POINT - ASHRAE -23,3 °C / 54,4 °C		CONDENSING TEMPERATURE °C	COOLING CAPACITY ASHRAE LBP							WEIGHT kg	MAX HEIGHT A mm	LRA A	COOLING TYPE	FAN AIR FLOW m <sup>3</sup> /h	OIL		EXP DEVICE	DRAWINGS		MODEL
							CAPACITY W	EFFICIENCY W/W		EVAPORATING TEMPERATURE °C												CHARGE cm <sup>3</sup>	TYPE		EXTERNAL VIEW REFERENCE	WIRING DIAGRAM REFERENCE	
										-35	-30	-25	-20	-15	-10	-5											
EMX20CLC	3,97	1/12	115 - 127V 60Hz 1 ~	RSCR	LST	LBP	77	1,56	55	51	69	90	115	147	-	-	7,8	170	3,7	S	-	180	AB 5	C	DWG10	SM07	EMX20CLC
EMT30CDP	4,5	1/8	100V 50/60 Hz 1 ~	RSIR	LST	L/M/HBP	94	1,42	-	-	-	-	-	-	-	-	7,2	170	7,7	S	-	180	MIN 10	C	DWG10	SM07	EMT30CDP
EMI30CNP	4,99	1/10	220V 50/60 Hz 1 ~	RSIR	LST	L/MBP	94	1,22	55	61	85	113	145	183	226	-	7,1	166	3,5	S	-	160	MIN 32	C	DWG10	SM07	EMI30CNP
EMI40CNP	6,36	1/8	220V 50/60 Hz 1 ~	RSIR	LST	L/MBP	120	1,25	55	81	109	144	186	236	296	-	7	166	4,5	S	-	160	MIN 32	C	DWG10	SM07	EMI40CNP
EMU40CLP	5,96	1/8	220V 50/60 Hz 1 ~	RSIR/RSCR	LST	LBP	120	1,34	55	82	110	142	181	227	-	-	8,6	165	7,7	S	-	180	AB 5	C	DWG10	SM07	EMU40CLP
EMU40CLP	5,96	1/8	115 - 127V 60Hz 1 ~	RSIR/RSCR	LST	LBP	115	1,25	55	78	106	140	181	228	283	-	8,6	165	7,3	S	-	180	AB 5	C	DWG10	SM07	EMU40CLP
EMU60CLP	9,04	1/6	115-127V 60Hz 1 ~	RSIR	LST	LBP	175	1,47	55	91	121	156	199	253	319	-	7,4	170	10,5	S	-	180	AB 5	C	DWG10	SM07	EMU60CLP
EMU60CLP	9,04	1/6	220V 60 Hz 1 ~	RSIR	LST	LBP	175	1,41	55	89	120	158	204	261	331	414	8,6	170	7,4	S	-	180	AB 5	C	DWG10	SM07	EMU60CLP
EMYE70CLP	10,61	1/5	115-127V 60Hz 1 ~	RSIR	LST	LBP	203	1,50	55	107	143	185	241	306	387	482	7,7	200	14,5	S	-	180	AB 5	C	DWG10	SM07	EMYE70CLP
EMYE70CLP	10,61	1/5	220V 50/60 Hz 1 ~	RSIR	LST	LBP	203	1,46	55	-	-	-	-	-	-	-	7,6	200	7,8	S	-	180	AB 5	C	DWG10	SM07	EMYE70CLP
EGAS80CLP	11,14	1/4	115-127V 60Hz 1 ~	RSIR/RSCR	LST	LBP	245	1,58	55	124	173	227	288	362	451	558	10,3	200	18	S	-	280	AB 5	C	DWG09	SM09	EGAS80CLP
EGAS80CLP	11,14	1/4	220V 60 Hz 1 ~	RSIR/RSCR	LST	LBP	243	1,57	55	119	168	223	287	362	452	-	10,4	200	7,3	S	-	280	AB 5	C	DWG09	SM09	EGAS80CLP
EGAS80CLP	11,14	1/4	220V 50/60 Hz 1 ~	RSIR	LST	LBP	242	1,59	55	125	173	226	287	361	448	-	10,4	200	7,3	S	-	280	AB 5	C	DWG09	SM09	EGAS80CLP
EGYS90CLP	12,21	1/4+	115-127V 60Hz 1 ~	RSCR	LST	LBP	267	1,71	55	137	190	249	317	400	499	621	11,2	200	24,1	S	-	280	AB 5	C	DWG09	SM09	EGYS90CLP
EGYS90CLP	12,21	1/4+	220-240V 50/60 Hz 1 ~	RSIR	LST	LBP	265	1,67	55	132	183	243	313	396	495	613	11	200	8	S	-	280	AB 5	C	DWG09	SM09	EGYS90CLP
EGAS100CLP	13,54	1/3	220V 50/60 Hz 1 ~	RSIR	LST	LBP	297	1,53	55	157	205	274	362	466	582	-	10,4	200	10,3	S	-	280	AB 5	C	DWG09	SM09	EGAS100CLP

# EXTERNAL VIEWS & WIRING DIAGRAMS

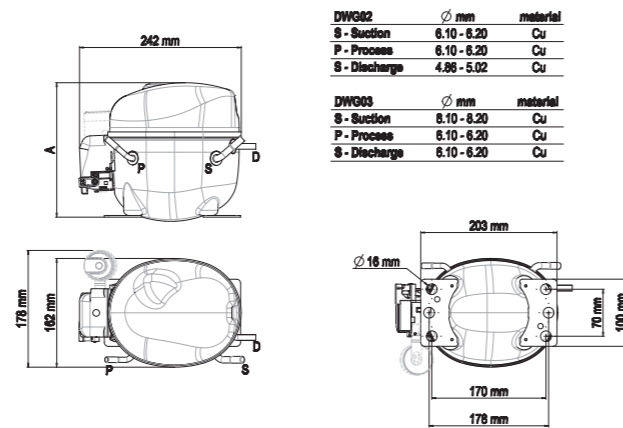


# EXTERNAL VIEWS

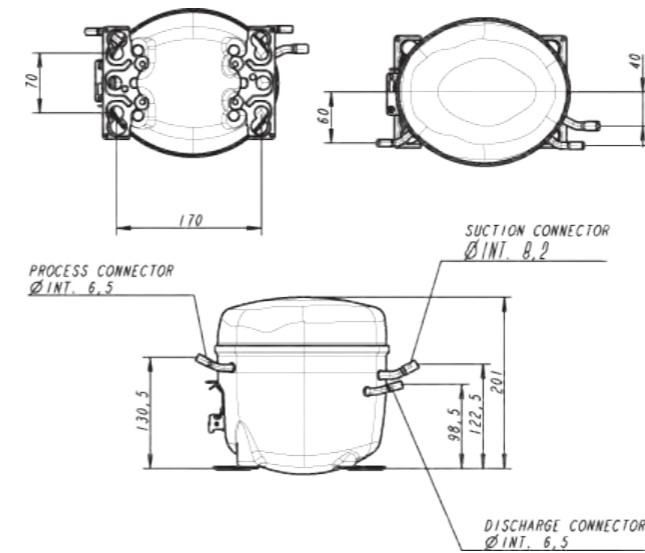
DWG01 – EM Series European Base Plate



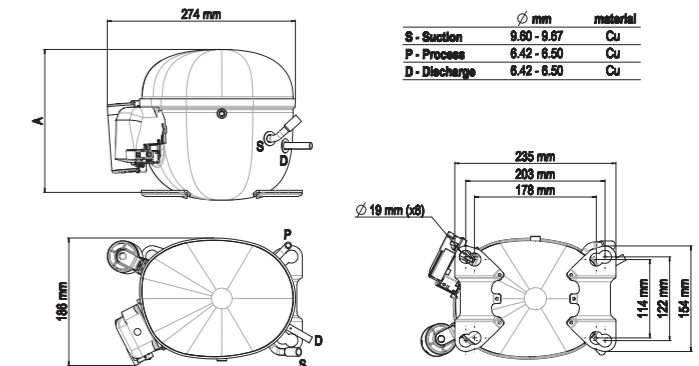
DWG02/03 - NB / NE SERIES European Base Plate



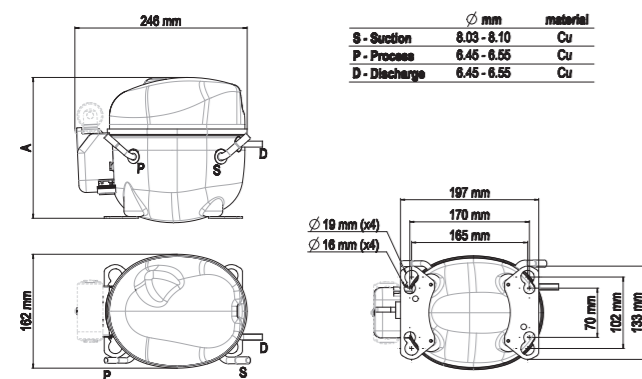
DWG09 - EG / F / VEG SERIES



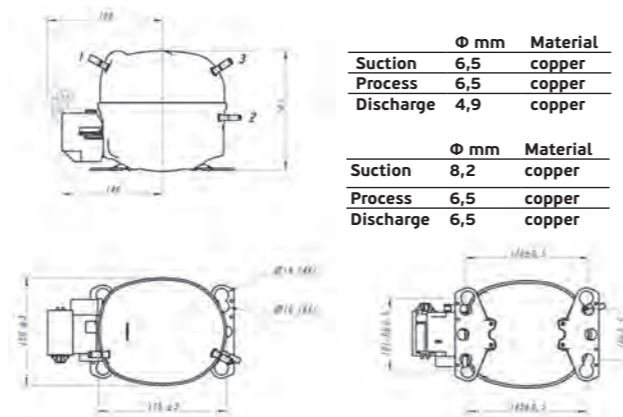
DWG15 - NT SERIES



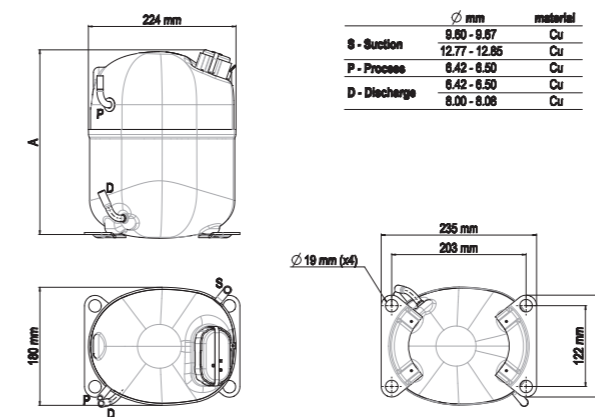
DWG04 - NE / VNE SERIES Universal Base Plate



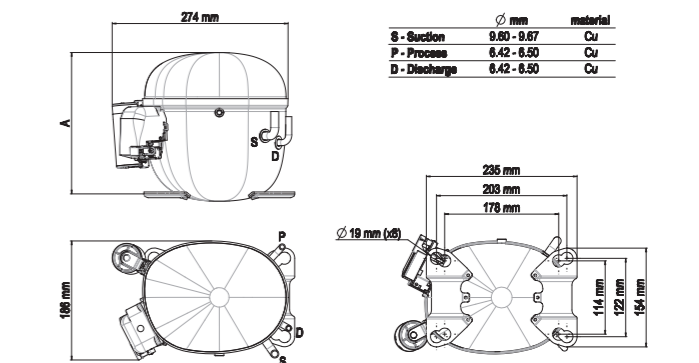
DWG10 - EM SERIES Brasil Base Plate



DWG14 - NJ SERIES

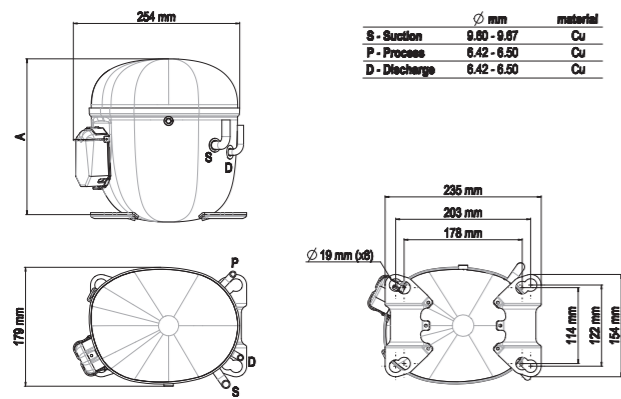


DWG16 - NT SERIES

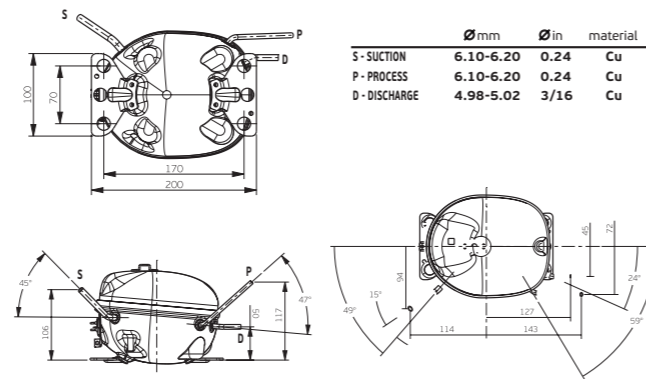


## EXTERNAL VIEWS

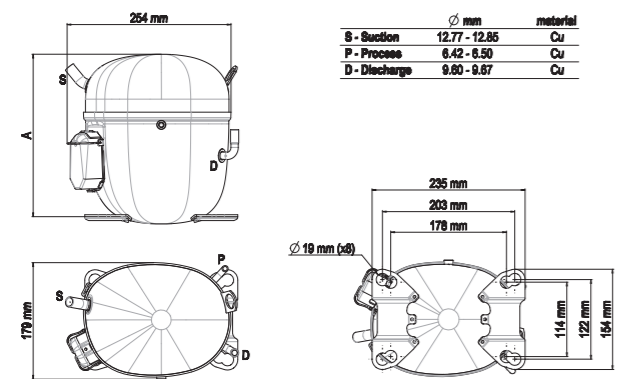
DWG17 - NT SERIES



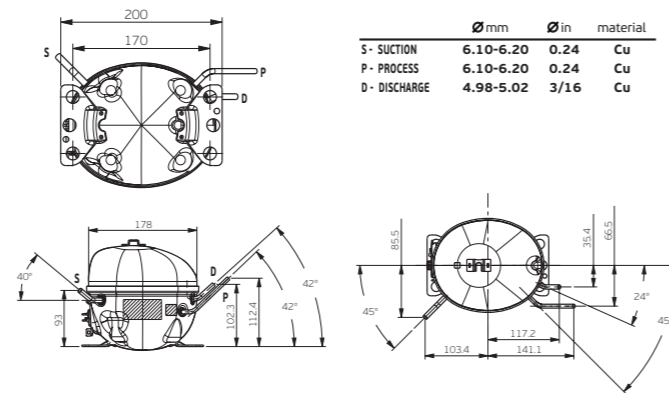
DWG22 - VES SERIES



DWG19 - NTU SERIES



DWG23 - VEM SERIES



<http://refrigerationclub.com/wiring-diagrams-videos-for-europe/>

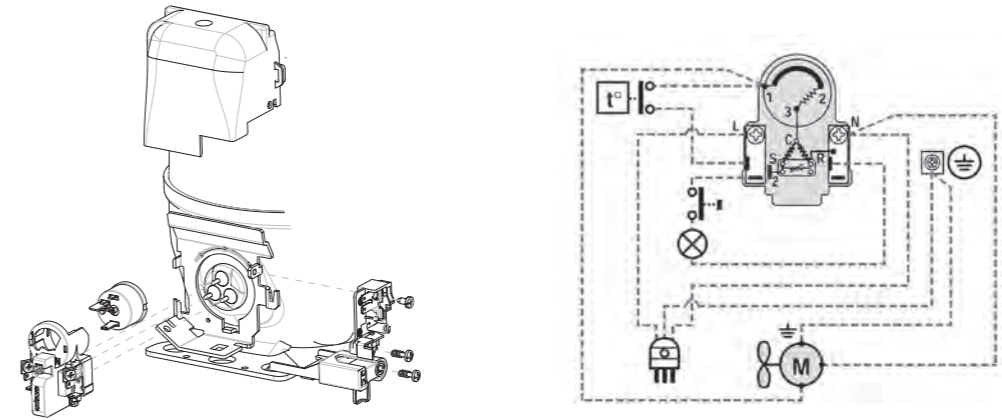


### WIRING DIAGRAMS KEY

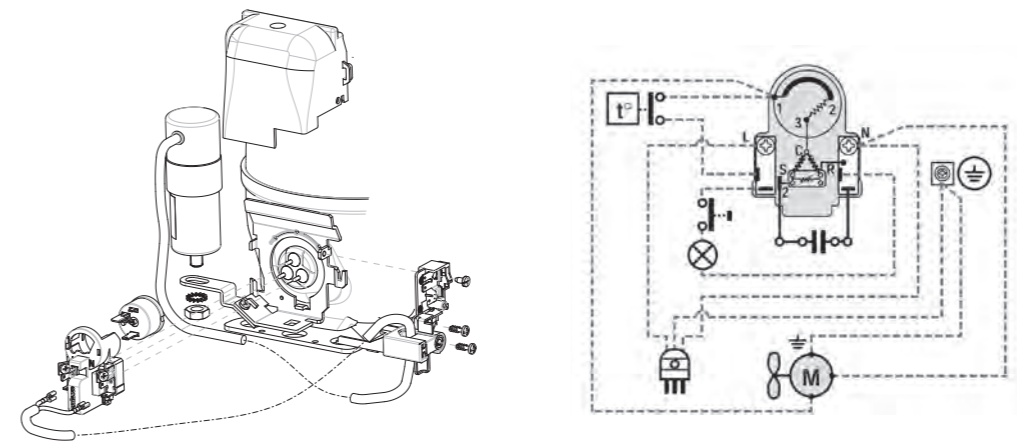
	OVERLOAD PROTECTOR		PTC START DEVICE`
	OVERLOAD PROTECTOR		INTEGRATED PTC DEVICE
	CURRENT START RELAY		CURRENT START RELAY WITH CAPACITOR CONNECTIONS
	3CR CURRENT START RELAY		3ARR3 START RELAY (VOLTAGE).
	RUN CAPACITOR		RUN CAPACITOR (MANDATORY - NOT SUPPLIED)
	OPTIONAL RUN CAPACITOR		START CAPACITOR
	FAN		PUSH BUTTON
	LAMP		SINGLE PHASE MOTOR
	3-PHASE MOTOR		THERMOSTAT
	LOW-HIGH PRESSURE SWITCH		PILOT CIRCUIT 24 OR 220 V
	EARTH CONNECTION		COMMON (INTERNAL OVERLOAD PROTECTOR)
	3-PHASE SUPPLY		START
	SINGLE PHASE SUPPLY		TERMINAL BLOCK
	COMMON		Br BROWN CABLE
	RUN		Bk BLACK CABLE
	Wh WHITE CABLE		Rd RED CABLE
	Bl BLUE CABLE		CONNECTIONS TO BE MADE BY THE CUSTOMER (NOT SUPPLIES)
	YG YELLOW-GREEN CABLE		
	CONNECTIONS SUPPLIED		

### WIRING DIAGRAMS

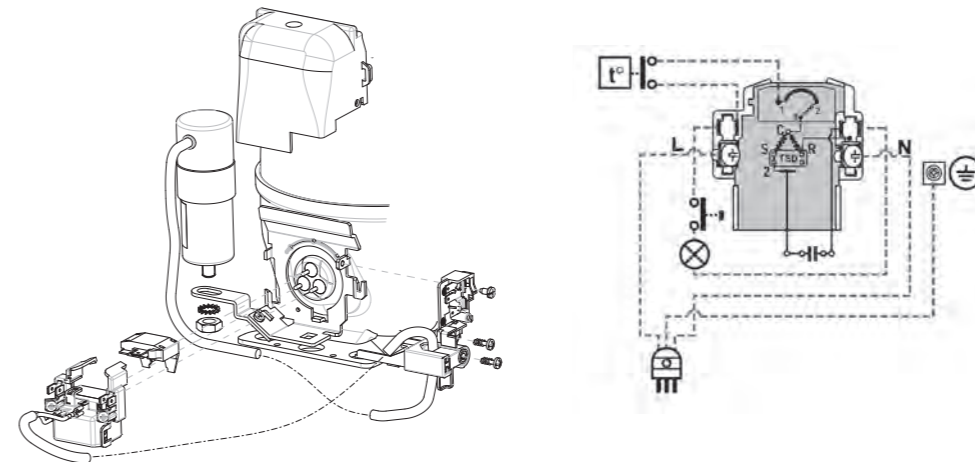
#### SM00 - EMT/NE SERIES RSIR PTC European Version



#### SM01 - EMT/NE SERIES RSCR PTC European Version

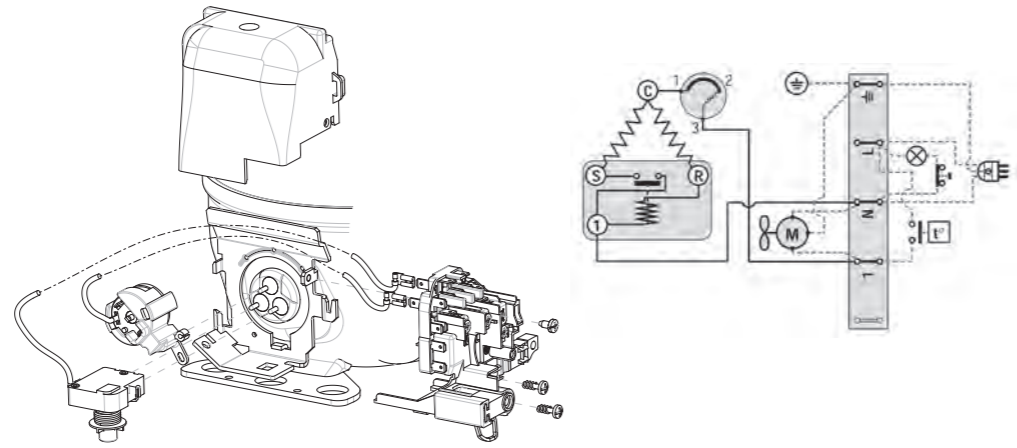


#### SM02 - EMT/NE SERIES RSCR TSD European Version




## WIRING DIAGRAMS

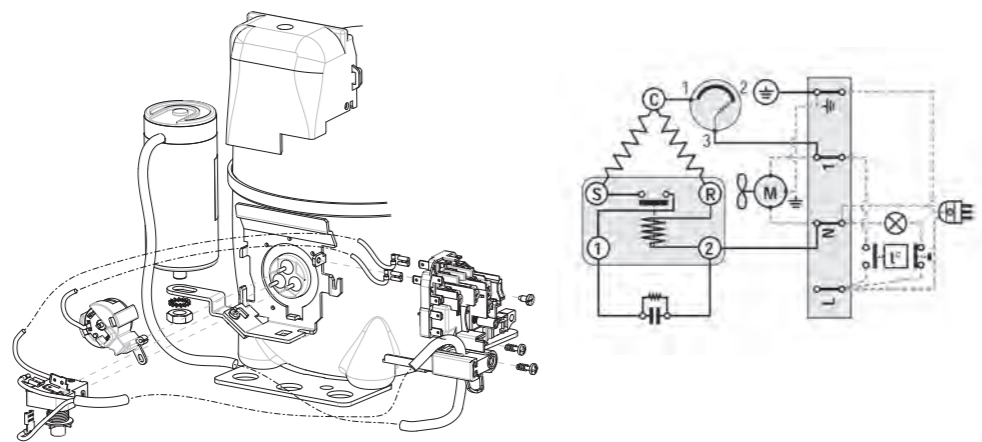
**SM03 - EMT/NE SERIES RSIR Terminal Board & Start Device**



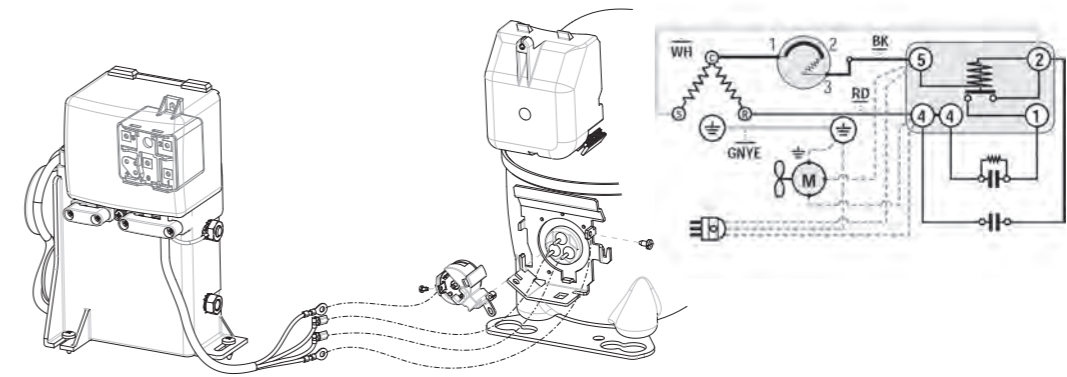
**SM04 - EMT/NE SERIES CSIR American Version**



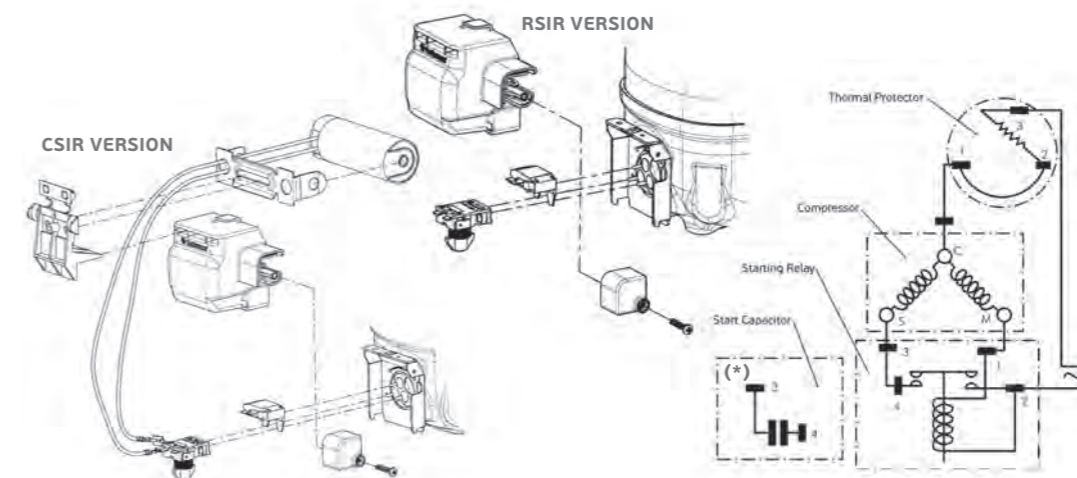
**SM05 - EMT/NE SERIES CSIR Terminal Board & Start Device**



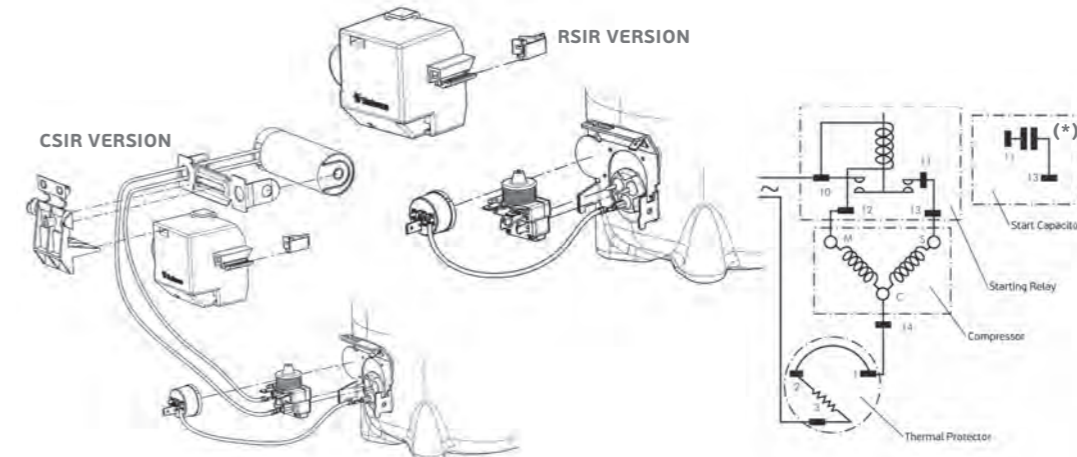
**SM06 - NE SERIES CSR Box**



**SM07 - EM/EMI**



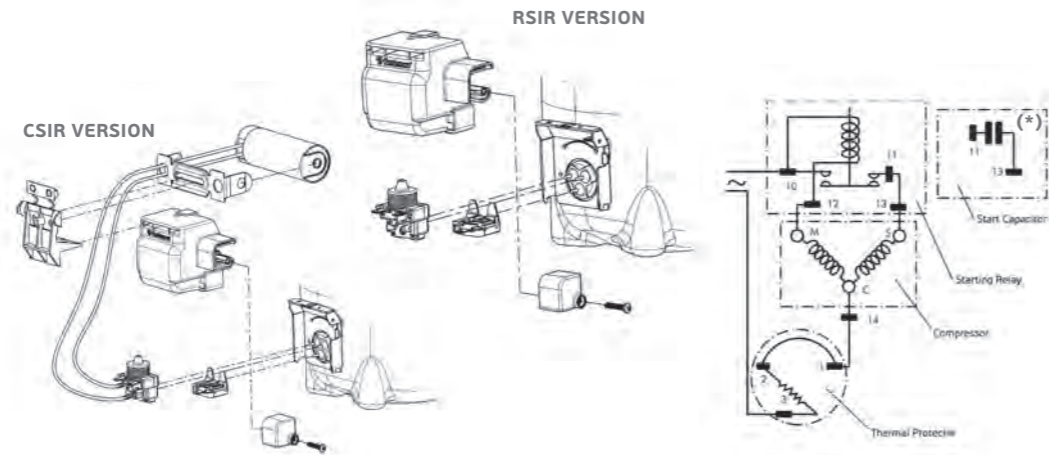
**SM08 - F COMPRESSORS**



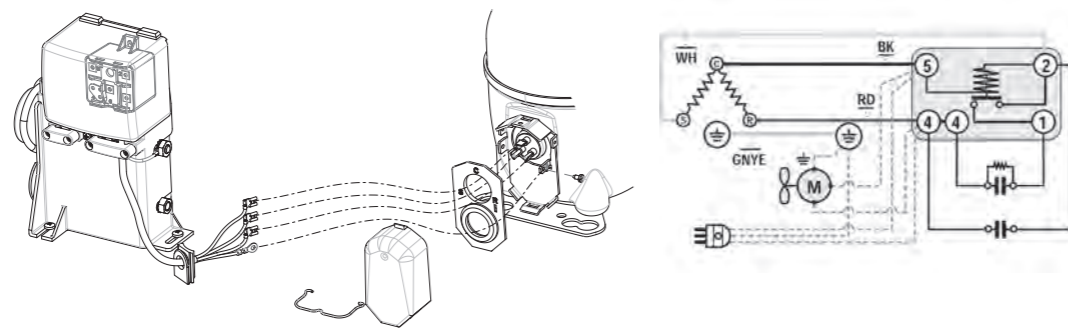
(\* Valid only for CSIR version)

## WIRING DIAGRAMS

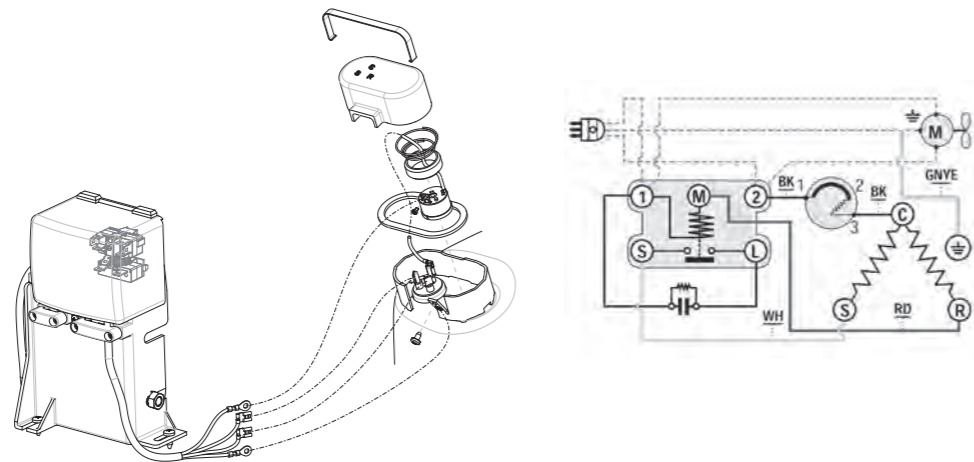
SM09 - EG



SM10 - NE CSR Box

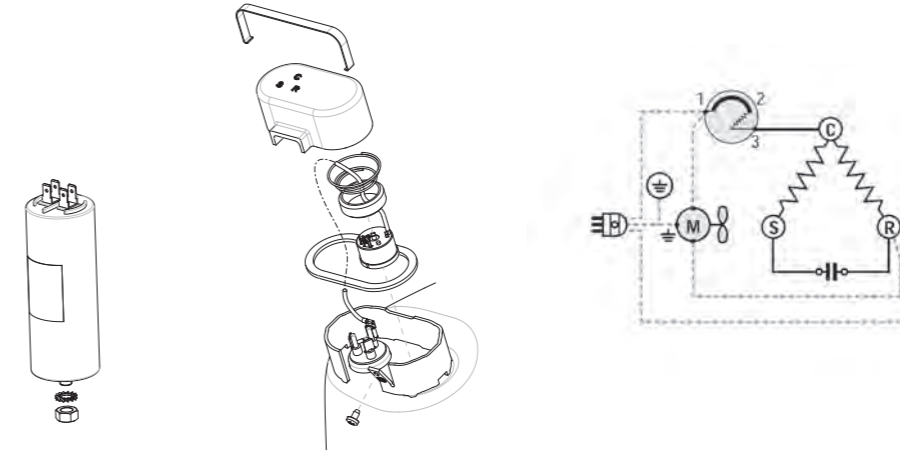


SM14 - NJ CSIR Box

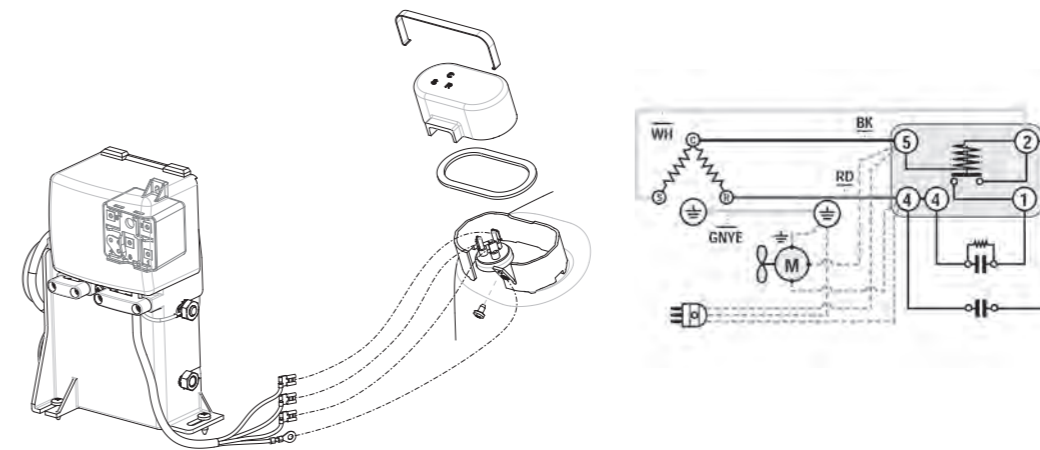


(\* Valid only for CSIR version)

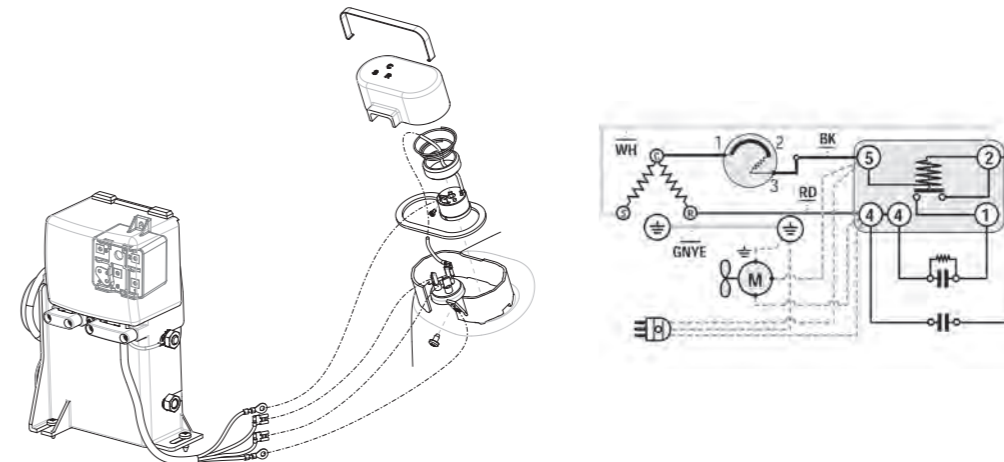
SM15 - NJ PSC



SM16 - NJ SERIES CSR Box (Internal Overload Protector)

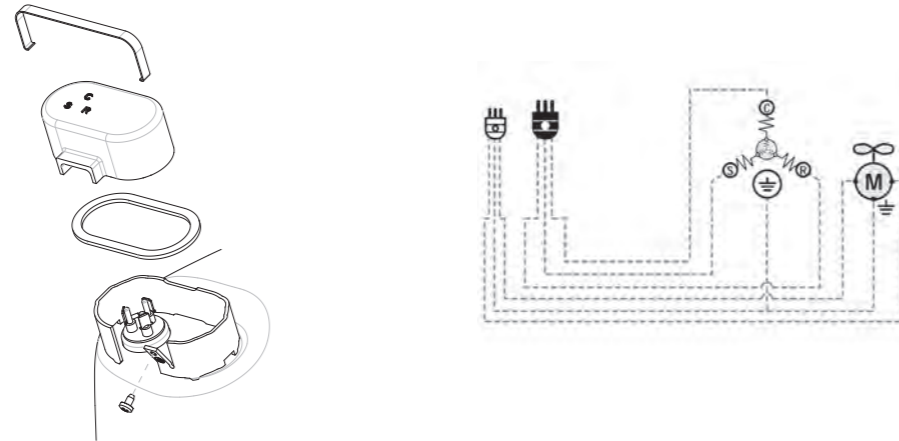


SM17 - NJ CSR Box (External Overload Protector)

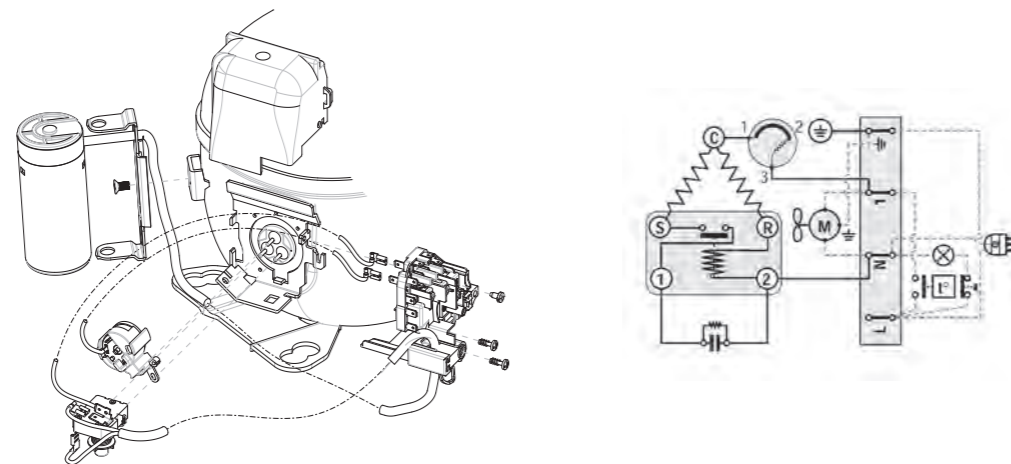


## WIRING DIAGRAMS

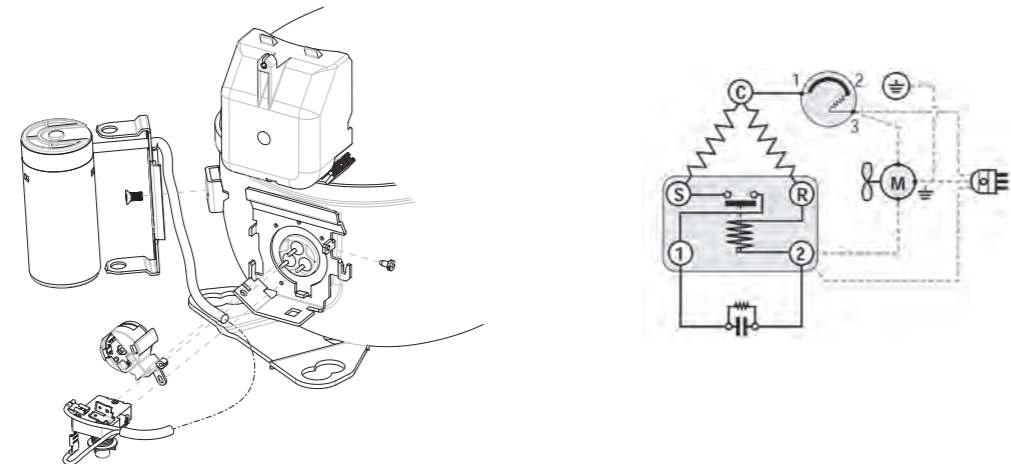
**SM18 - NJ SERIES 3-Phase (Internal Overload Protector)**



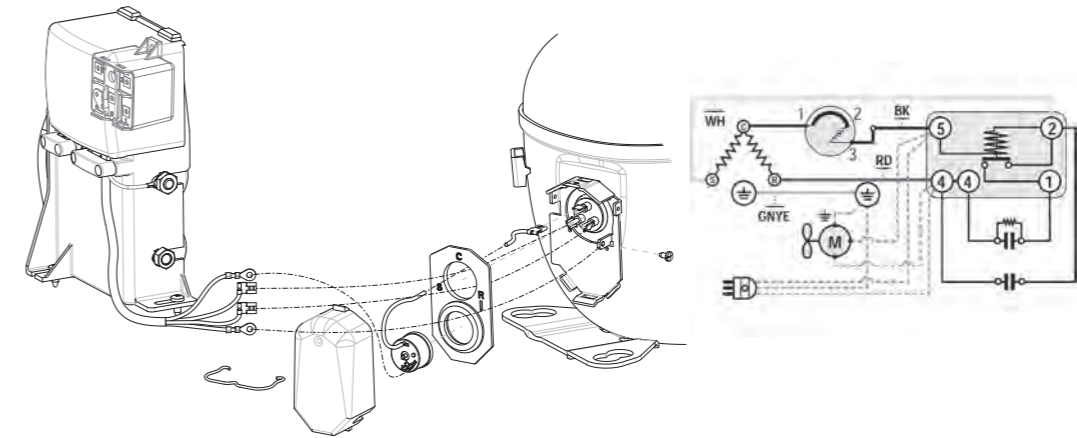
**SM19 - NT SERIES CSIR Terminal Board**



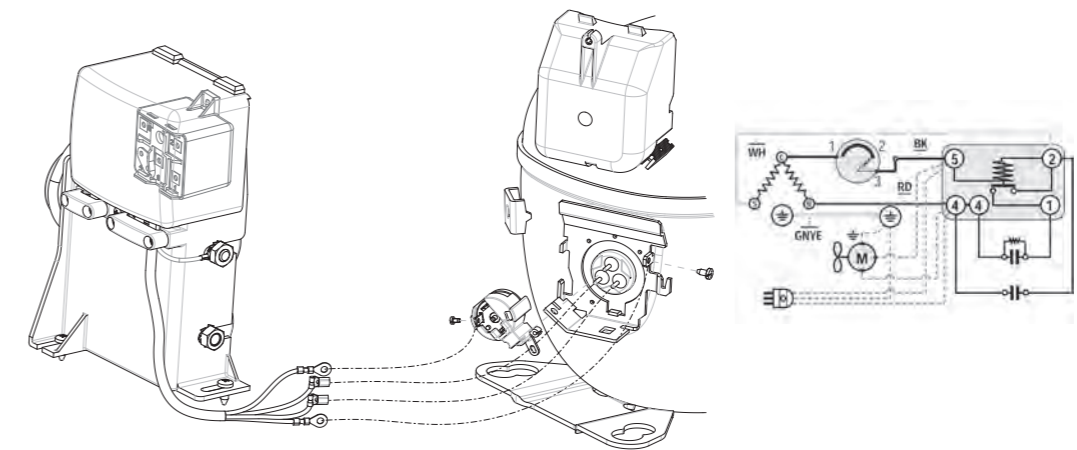
**SM20 - NT SERIES CSIR – American Version**



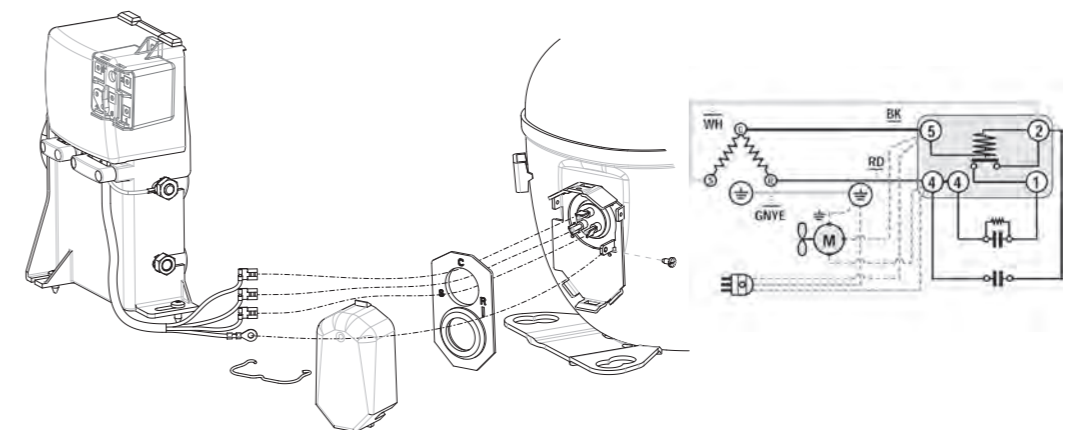
**SM21 - NT SERIES CSR Box**



**SM23 - NT SERIES CSR Box**

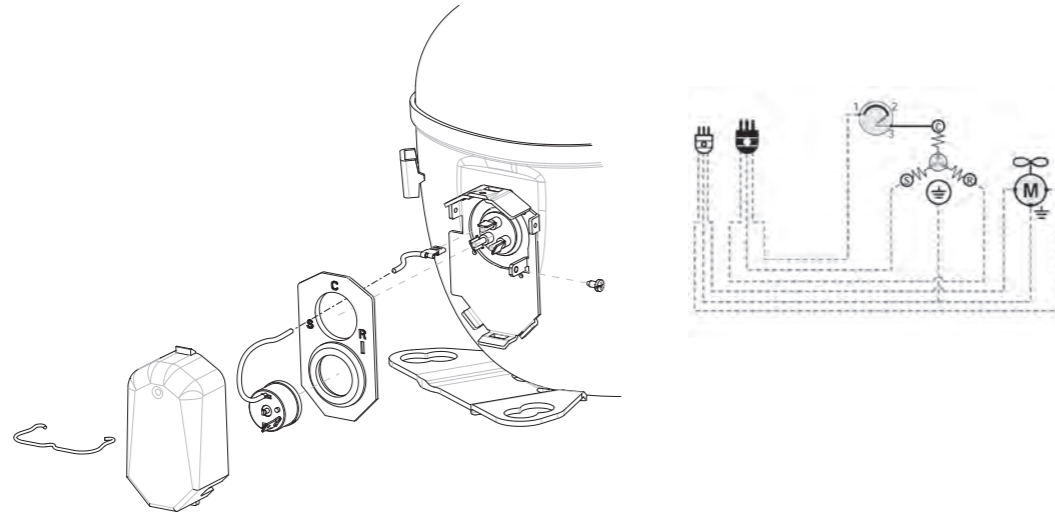


**SM26 - NT SERIES CSR Box (Internal Overload Protector)**

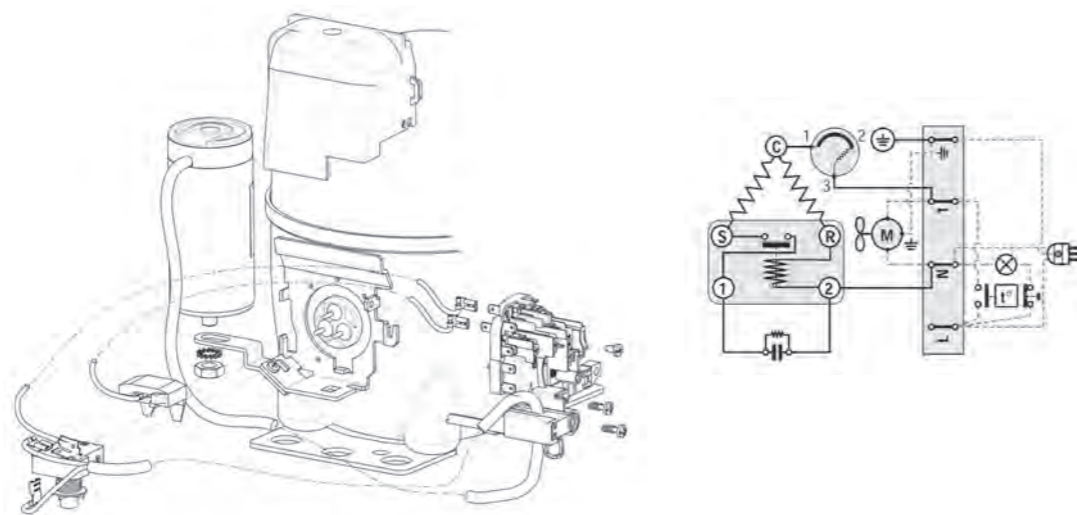


## WIRING DIAGRAMS

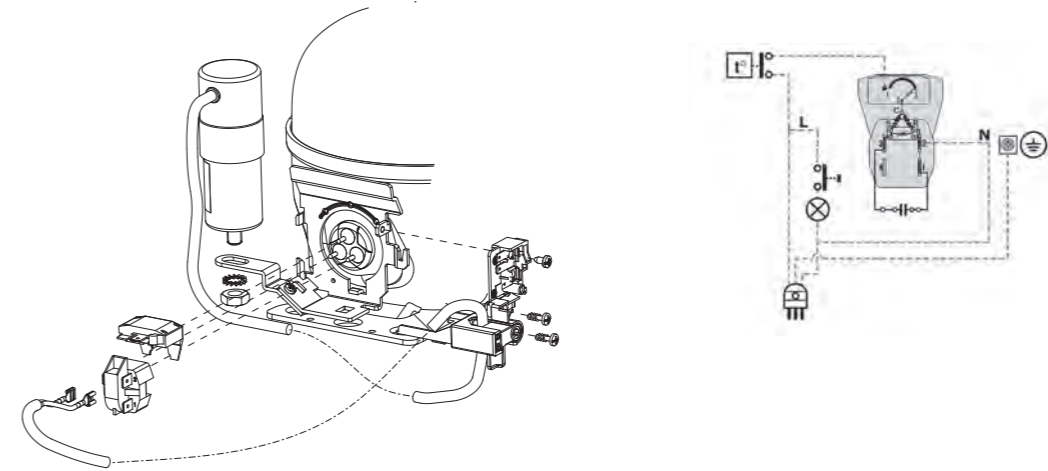
**SM27 - NT SERIES 3-Phase (Internal + External Overload Protector)**



**SM29 - EMX SERIES CSIR TERMINAL BOARD & START DEVICE & 4TM**

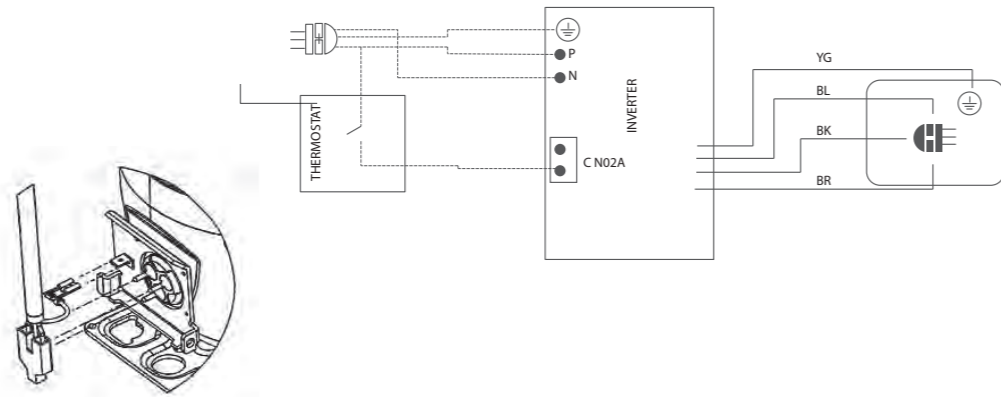


**SM32 - EM RSCR PTC & 4TM**

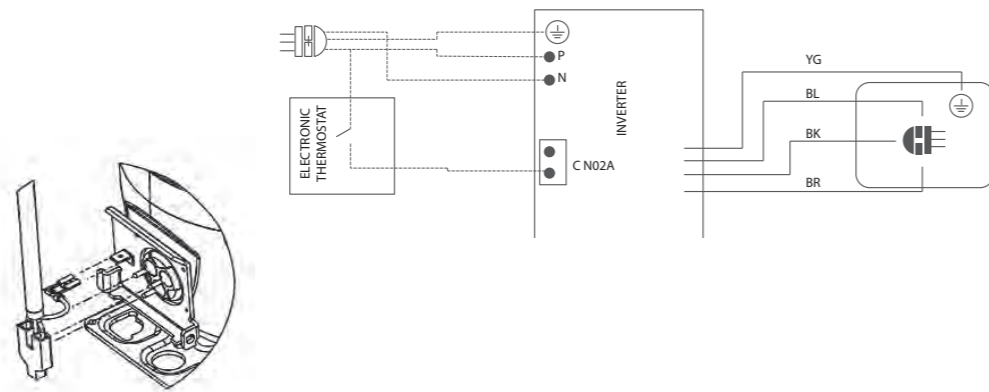


## WIRING DIAGRAMS

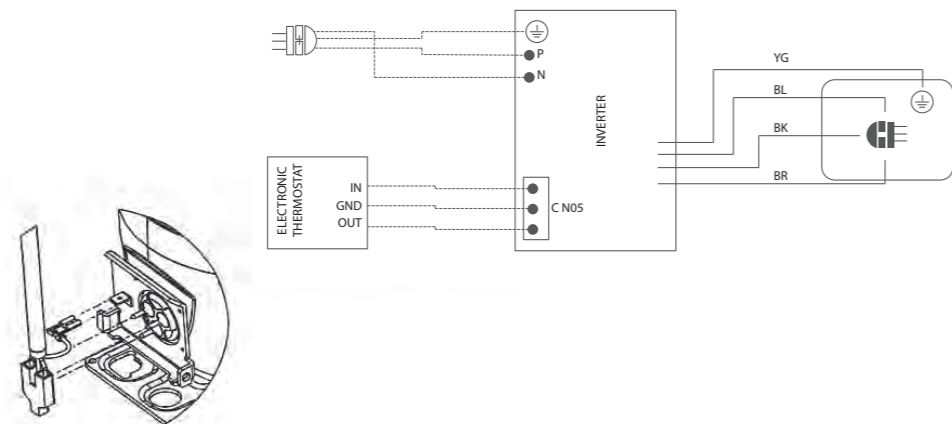
CON01 - VEMY6 / VEG (Drop-in)



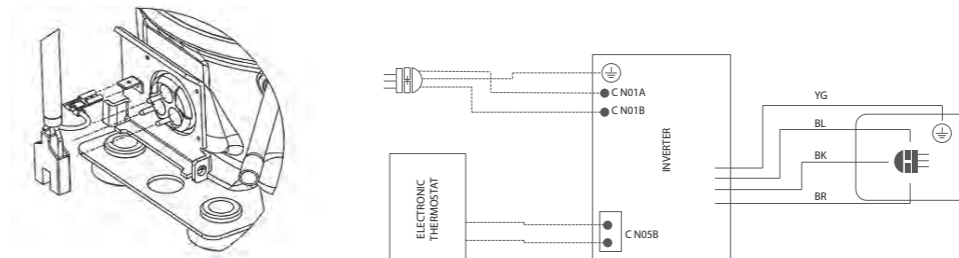
CON02 - VEM / VEG (Frequency)



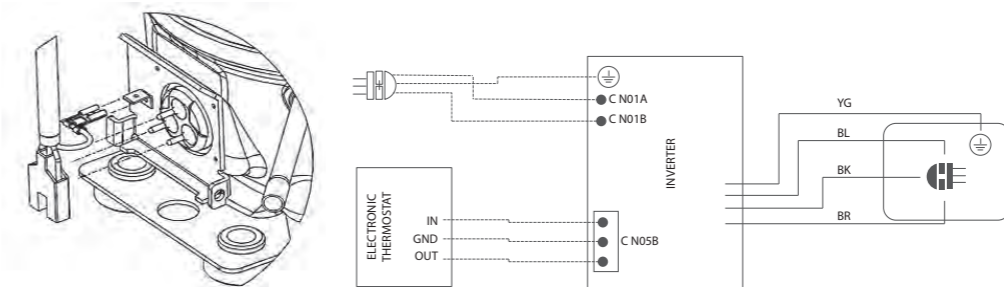
CON03 - VEMY6 / VEG (Serial)



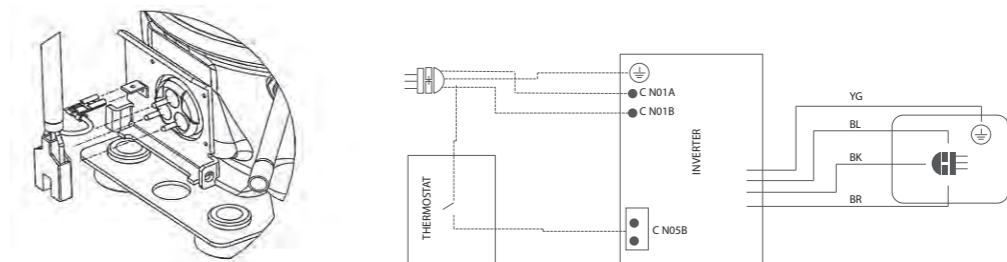
CON04 - VEM (Frequency)



CON05 - VEM (Serial)



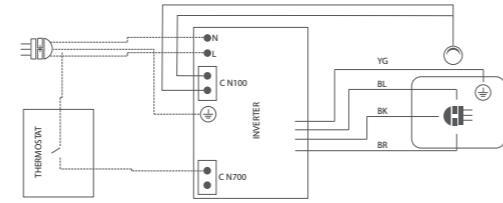
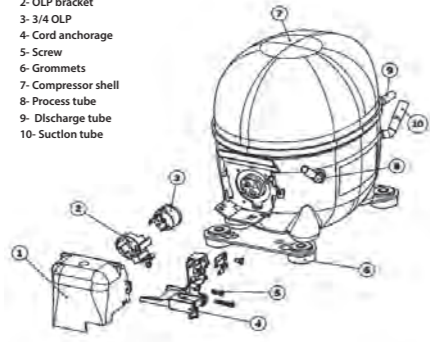
CON06 - VEM (Drop-in)



## WIRING DIAGRAMS

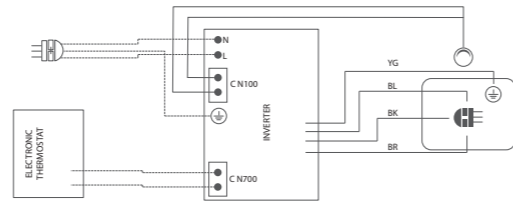
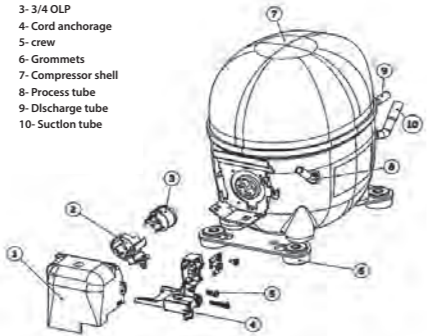
### CON07 - VNE (Drop-in)

- 1- Fence cover
- 2- OLP bracket
- 3- 3/4 OLP
- 4- Cord anchorage
- 5- Screw
- 6- Grommets
- 7- Compressor shell
- 8- Process tube
- 9- Discharge tube
- 10- Suction tube



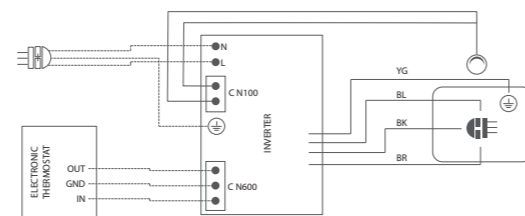
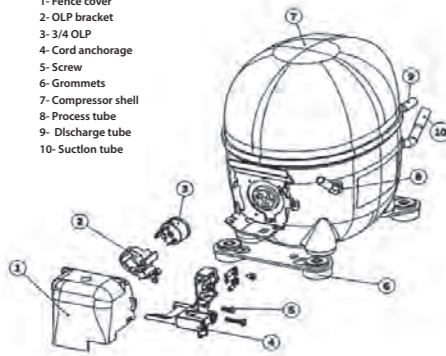
### CON08 - VNE (Frequency)

- 1- Fence cover
- 2- OLP bracket
- 3- 3/4 OLP
- 4- Cord anchorage
- 5- crew
- 6- Grommets
- 7- Compressor shell
- 8- Process tube
- 9- Discharge tube
- 10- Suction tube

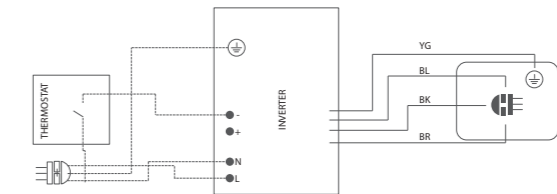
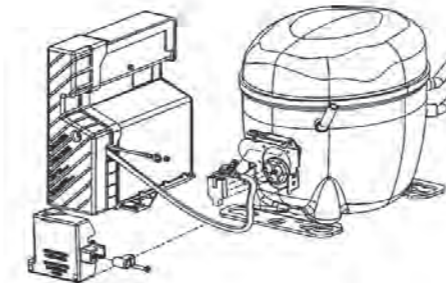


### CON09 - VNE (Serial)

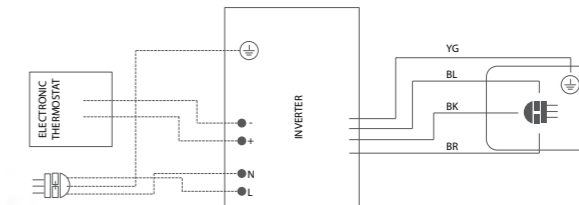
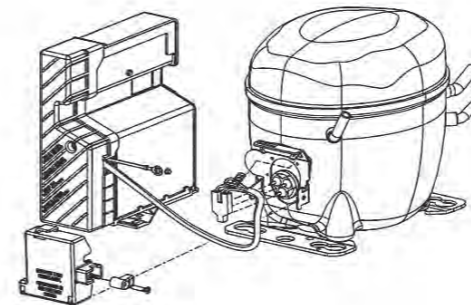
- 1- Fence cover
- 2- OLP bracket
- 3- 3/4 OLP
- 4- Cord anchorage
- 5- Screw
- 6- Grommets
- 7- Compressor shell
- 8- Process tube
- 9- Discharge tube
- 10- Suction tube




### CON10 - VEG (Drop-in)



### CON11 - VEG (Frequency)





[www.embraco.com](http://www.embraco.com)